

Review

Tetrahydroborates: Development and Potential as Hydrogen Storage Medium

Julián Puzskiel ^{1,2}, Sebastiano Garroni ³, Chiara Milanese ⁴, Fabiana Gennari ²,
Thomas Klassen ^{1,5}, Martin Dornheim ¹ and Claudio Pistidda ^{1,*}

¹ Institute of Materials Research, Helmholtz-Zentrum Geesthacht, Max-Planck-Straße 1, D-21502 Geesthacht, Germany; julian.puzskiel@hzg.de (J.P.); klassen@hsu-hh.de (T.K.); martin.dornheim@hzg.de (M.D.)

² National Council of Scientific and Technological Research (CONICET), Bariloche Atomic Center (National Commission of Atomic Energy) and Balseiro Institute (University of Cuyo) Av. Bustillo 9500, San Carlos de Bariloche, 8400 Río Negro, Argentina; gennari.fabiana36@gmail.com

³ International Research Centre in Critical Raw Materials-ICCRAM, University of Burgos, 09001 Burgos, Spain; sgarroni@ubu.es

⁴ Pavia Hydrogen Lab, C.S.G.I. & Chemistry Department, Physical Chemistry Section, University of Pavia, Viale Taramelli, 1627100 Pavia, Italy; chiara.milanese@unipv.it

⁵ Department of Mechanical Engineering, Helmut Schmidt University, Holstenhofweg 85, D-22043 Hamburg, Germany

* Correspondence: claudio.pistidda@hzg.de

Received: 15 September 2017; Accepted: 22 October 2017; Published: 31 October 2017

Abstract: The use of fossil fuels as an energy supply becomes increasingly problematic from the point of view of both environmental emissions and energy sustainability. As an alternative, hydrogen is widely regarded as a key element for a potential energy solution. However, differently from fossil fuels such as oil, gas, and coal, the production of hydrogen requires energy. Alternative and intermittent renewable energy sources such as solar power, wind power, etc., present multiple advantages for the production of hydrogen. On the one hand, the renewable sources contribute to a remarkable reduction of pollutants released to the air and on the other hand, they significantly enhance the sustainability of energy supply. In addition, the storage of energy in form of hydrogen has a huge potential to balance an effective and synergetic utilization of renewable energy sources. In this regard, hydrogen storage technology is a key technology towards the practical application of hydrogen as “energy carrier”. Among the methods available to store hydrogen, solid-state storage is the most attractive alternative from both the safety and the volumetric energy density points of view. Because of their appealing hydrogen content, complex hydrides and complex hydride-based systems have attracted considerable attention as potential energy vectors for mobile and stationary applications. In this review, the progresses made over the last century on the synthesis and development of tetrahydroborates and tetrahydroborate-based systems for hydrogen storage purposes are summarized.

Keywords: Tetrahydroborates; synthesis; decomposition pathways; solid state hydrogen storage

1. Introduction

Since the second industrial revolution in the late 19th century, humankind has experienced an uninterrupted period of industrial and economic growth. The possibility to produce energy using the so far cheap and abundant fossil fuels has represented, beyond doubt, the driving force of this growth period. All of the current energy systems are based on coal, oil, natural gas, as well as nuclear fission, depending on the conditions in a given country and its access to the cheapest primary energy source. The total final consumption of energy worldwide grew more than twice from the 1970s to

the 2000s. Unless an alternative to the use of fossil fuels is found, this trend is going to come soon to an end [1]. Moreover, the massive use of fossil fuels has disturbed the equilibrium of the global climate. The transition from a carbon-based economy to a carbon-free economy is perhaps the greatest challenge of the 21st century. Possible candidates to replace the fossil fuels as energy sources are the so called renewable energy sources (e.g., solar-, wind-, geothermal-, wave-, hydroelectric-energy, etc.). However, the main obstacle to the use of these energy sources is the fact that they are intermittent and un-evenly distributed. To fully exploit these energy sources, an efficient energy storage system is required. In this regard, hydrogen is widely considered to be capable of solving both the issues of increasing CO₂ emissions and of future energy sustainability. Hydrogen has a gravimetric energy density of 120 MJ/kg, which is more than twice the energy content of most common fossil fuels (e.g., methane 50 MJ/kg, propane 46 MJ/kg and gasoline 45 MJ/kg). Unfortunately, compared to fossil fuels, hydrogen, being the lightest element of the periodic table, has an extremely low volumetric energy density.

Hydrogen is usually stored in three main forms: as highly pressurized gas under 350 and 700 bar, in liquefied form at −253 °C, and in metal hydrides, chemically bonded to metals. Although, the volumetric energy density improves when hydrogen is compressed and/or liquefied, it still remains low as compared to that of fossil fuels. A significant improvement of the volumetric energy density is achieved when hydrogen is bonded to another element in solid state form [2–5]. It is well known that several metals, and in particular transition metals, have a high affinity for hydrogen. This high affinity leads to the reaction between hydrogen (H₂) and the metal (M) to form metal hydrides (MH_x). This process can be described as follows:



Metal hydrides such as those of Mg [6–13] and Pd [14–18] have been exhaustively studied for decades. Mg has a relative high gravimetric hydrogen density of 7.6 wt %, it is abundant, and it is cheap [12,13], however, the Mg/MgH₂ system presents a high thermodynamic stability ($\Delta H_{\text{dehydrogenation}} = -74$ kJ/mol H₂) [6], leading to operative temperatures above 300 °C. Thus, the thermal management for large scale use of MgH₂ becomes an important issue, constraining the practical applications of MgH₂ to the stationary ones. In the case of Pd, the absorption of hydrogen already occurs at room temperature and presents excellent catalytic properties for the dissociation of the hydrogen molecule. However, its gravimetric hydrogen density is extremely low (~0.6 wt %) and it is quite costly. Therefore, Pd is not suitable for any large scale hydrogen storage application.

Other examples of hydrides with high gravimetric hydrogen capacity but improper enthalpy of formation are aluminum hydride (AlH₃, gravimetric hydrogen capacity of ~10.0 wt %), and lithium hydride (LiH, gravimetric hydrogen capacity of ~12.6 wt %). The low formation enthalpy of AlH₃ (5–8 kJ/mol H₂) requires extreme pressure conditions for the hydrogenation of Al [19]. On the contrary, the high formation enthalpy of LiH (140 kJ/mol H₂) leads to a harsh dehydrogenation temperature above 700 °C at 1 bar of hydrogen [4]. Therefore, tailoring the metal hydrides reaction enthalpies and/or developing hydrogen containing materials that are different from the conventional metal hydrides are key issues for the design of vessels based on solid-state hydrogen storage materials towards practical applications. Recently, because of their high hydrogen storage capacity, “complex hydrides” attracted considerable attention as potential hydrogen storage materials [20–23]. The name “complex hydrides” originates from the presence of an anionic non metal–hydrogen complex ([BH₄][−], [NH₂][−], [AlH₄][−]) or metal–hydrogen complex ([NiH₄]^{4−}, [CoH₅]^{4−}, [FeH₆]^{4−}, [MnH₆]^{5−}, and [ZnH₄]^{2−}) bonded to a cationic alkali, alkali-earth, or transition metal. Taking into account this formulation, the complex metal hydrides are classified as non-transition metal complex hydrides (such as LiBH₄, LiNH₂, LiAlH₄) and transition metal complex hydrides (such as Mg₂NiH₄, Mg₂CoH₅, Mg₂FeH₆, Mg₃MnH₇, K₂ZnH₄). Although this class of hydrides has been known for a long time since the first report on pure metal amides was published in the 1809 [24,25], they had initially not been considered as potential hydrogen storage materials. In the case of the non-transition metal complex

hydrides, this lack of initial interest can be traced to their apparent irreversibility and more in general to the difficulty to produce them in a large scale. The interest on hydrogen as an energy carrier began around the 1960s, and it has grown significantly since the 1990s. In 1997, Bogdanovič and Schwickardi were the first to demonstrate the concrete possibility to reversibly store hydrogen in titanium-based doped NaAlH₄ at moderate temperature and pressure conditions [26]. Since then, many efforts have been done to investigate and optimize the hydrogen storage properties of complex hydrides.

There are several review works about light complex hydrides in which different aspects of tetrahydroborates are described [20–37]. In some works the synthesis, structure, stability, kinetics, thermodynamics, as well as tailoring of the tetrahydroborates and their hydride mixtures are covered [20–31]. Others focus on the synthesis of tetrahydroborates, high metal boranes and rare-earth borohydrides [28,32–34]. There is a review that describes the hydrogen storage properties of NaBH₄ [35]. In addition, some review works are mainly devoted to the crystal structures of tetrahydroborates [28,36,37].

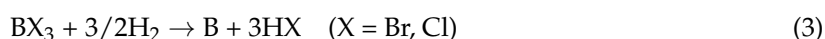
The aim of this work is to highlight selected aspects of tetrahydroborates, such as (1) a historical overview about their synthesis; (2) the different decompositions mechanisms; and (3) the conceptual background of alternative approaches to tailor their hydrogen storage properties, mainly the concept of the reactive hydride composites (RHC), along with the most relevant achievement in their use as hydrogen storage materials and future prospects.

2. From Boron to Tetrahydroborates

In the last two centuries, boron has gained a significant importance in our daily life. This low-abundance element and its compounds are used in a variety of branches, including agriculture, medicine, electronics, chemical synthesis, catalysis, and energy. Highly impure boron was isolated for the first time in 1808 by H. Davy [38] J. L. Gay Lussac and L. J. Thénard [39]. In 1892 H. Moissan obtained boron with a purity of roughly 95% by the reduction of borax with magnesium, as shown in reaction (2) [40]:

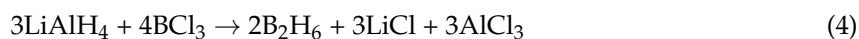


However, high-purity boron (>99.9%) was isolated only in 1922 when a new synthetic pathway that was capable to ensure a kilograms scale production was introduced. In that process volatile boron compounds (i.e., BBr₃ and BCl₃) were reduced by H₂ at temperatures between 800 °C and 1200 °C (reaction (3)). The temperature of the process was selective for the final boron allotrope [41].



Together with the availability of good purity boron, the preparation and characterization of boron hydrides started in 1912. Thanks to the work of A. Stock and co-workers in the period between the 1912 and 1936, six boron hydrides, i.e., B₂H₆, B₄H₁₀, B₅H₉, B₅H₁₁, B₆H₁₀, and B₁₀H₁₄, were isolated and their chemical features investigated [42–44]. The early syntheses of boron hydrides were based upon the reaction between magnesium boride and hydrochloric acid. This preparation pathway was largely inefficient often giving mixtures of products (B_yH_x, y = 4, 5, 6, 10, x = 9, 10, 14), with yields of only 4–5% [44]. A first improvement in the reaction yield (11%) was achieved replacing the hydrochloric acid with 8N-phosphoric acid.

At this time, diborane was obtained in millimolar quantities by the thermal decomposition of B₄H₁₀, and later in the 1931 H. Schlesinger and A. B. Burg reported the synthesis of B₂H₆ from BCl₃ and H₂, using a high voltage discharge [45]. Despite the fact that the amount of B₂H₆ produced by this method was still small, the reaction provided a considerable yield of 75%. It was necessary to wait until 1947 to find an effective and practical method to synthesize B₂H₆ with a purity of 99% [46]. This method was based on a halide-hydride exchange reaction performed in ethyl ether according to reaction (4):



In the following years, several useful routes to synthesize B_2H_6 via halide-hydride exchange reaction were found, as for example, the reactions between NaH with $B(OCH_3)_3$, BH_4^- with I_2 and BH_4^- with H_2PO_4 [47–51].

Along with the increasing availability of B_2H_6 , the synthesis of new compounds was enabled. The first tetrahydroborate, i.e., $Al(BH_4)_3$, was produced in 1940 starting from trimethylaluminium and diborane (reaction (5) [52]):

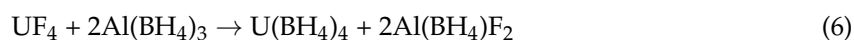


To synthesize significant quantities of tetrahydroborates and to limit the formation of complex mixtures as side-products, the reaction had to be performed in an excess of diborane. The stoichiometric formula of the aluminum tetrahydroborate was obtained by the characterization of the vapor density and the evaluation of the reaction between the newly synthesized compound with water and hydrogen chloride. The isolated material was a colorless solid below $-64.5\text{ }^\circ\text{C}$, its vapor pressure measured at $0\text{ }^\circ\text{C}$ was 119.5 mm Hg, and its extrapolated boiling point was $44.5\text{ }^\circ\text{C}$.

Encouraged by the close chemical similarities between aluminum and beryllium, A. B. Burg and H. I. Schlesinger [53] successfully synthesized beryllium tetrahydroborate, following the same approach as used for the synthesis of aluminum tetrahydroborate. The reaction of dimethylberyllium with diborane proceeds in several steps towards the formation of beryllium tetrahydroborate, i.e., $Be(BH_4)_2$. In the first step, a solid methyl-rich compound with unknown composition is formed. Then, this compound turns into a non-volatile liquid. Upon further reaction with B_2H_6 , an easily sublimable solid is produced. This solid has an approximate composition formula CH_3BeBH_4 . The addition of further B_2H_6 leads to the formation of beryllium tetrahydroborate coexisting with a mixture of other derivatives of diborane compounds in gas form, such as boron trimethyl and methyl plus a non-volatile beryllium hydroborate species. Due to its complexity, the synthesis of $Be(BH_4)_2$ through this route cannot be summarized in a simple chemical equation.

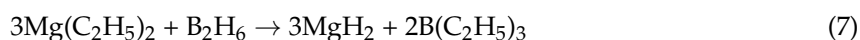
In the same year, H. I. Schlesinger and H. C. Brown [54] investigated the possibility of forming tetrahydroborates of alkali metals. Because of its simple preparation and purification routes, ethyllithium (LiC_2H_5) was chosen as starting material. Once ethyllithium and B_2H_6 were put into contact, they reacted to form several ethyl derivatives of diborane plus the solid tetrahydroborates of lithium ($LiBH_4$). This compound is characterized by a rather high stability. In fact, differently from the aluminum and beryllium tetrahydroborate, that ignite spontaneously when exposed to air at room temperature, $LiBH_4$ is quite stable in dry air.

In 1941, H. I. Schlesinger and co-workers [55] were asked to undertake the synthesis of new volatile compounds of uranium. As a consequence of the fact that the tetrahydroborates of aluminum and beryllium are the most volatile compounds of these elements, the synthesis of uranium tetrahydroborate was attempted [53,56]. Although, the tetrahydroborates of aluminum, beryllium, and lithium were prepared by the reaction of diborane with metal alkyls, no alkyl of uranium was known at that time. Therefore, a new synthetic procedure was developed. Uranium tetrahydroborate was obtained by the interaction of uranium (IV) fluoride with aluminum tetrahydroborate, as shown in reaction (6):



At the time of its first synthesis, uranium tetrahydroborate was the most volatile compound of the known uranium (IV) derivatives.

In 1950, E. Wiberg and R. Bauer were the first to synthesize $Mg(BH_4)_2$ by the production of fine magnesium hydride powder, reaction (7), and then its subsequent reaction with diborane, reaction (8) [57]:

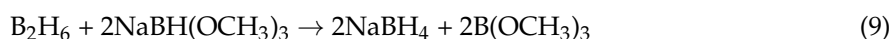


Until that year, the following tetrahydroborates were prepared by the interaction of diborane with metal derivatives: $\text{HZn}(\text{BH}_4)$, $\text{Ga}(\text{BH}_4)$, $\text{Ti}(\text{BH}_4)_3$, $\text{Pu}(\text{BH}_4)_3$, $\text{Zr}(\text{BH}_4)_4$, $\text{Hf}(\text{BH}_4)_4$, $\text{Th}(\text{BH}_4)_4$, $\text{Np}(\text{BH}_4)_4$ [57].

In 1952–1953, U.S. scientists were requested to synthesize larger amounts of borohydride by a more efficient method. The complexity of the process utilized for their synthesis involved slow reaction and repeated treatment with large excess of diborane. Thus, a more satisfactory synthetic method was developed for preparing lithium borohydride, and from it, sodium and potassium tetrahydroborate.

In solvent environment (ethyl ether) lithium hydride absorbs large quantities of diborane. After the filtration of the insoluble LiH impurities, the evaporation of the solvent from the filtrate leads to the precipitation of $\text{LiBH}_4 \cdot (\text{C}_2\text{H}_5)_2\text{O}$ first, and then to high purity LiBH_4 . At that time, it was believed that in the absence of solvents, lithium hydride does not react with diborane even at an elevated temperature [55]. However, recently Friedrichs et al. [58] showed that the solvent-free synthesis of LiBH_4 from LiH in a diborane atmosphere at 120 °C is possible.

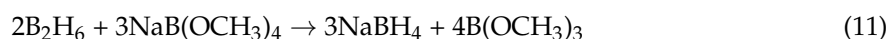
Differently from lithium hydride, sodium hydride does not react with diborane even in the presence of solvents. In order to circumvent this inconvenience the use of trimethoxyborohydride as hydride ions source was proposed [55,59]. The reaction between trimethoxyborohydride and diborane proceeds rapidly and quantitatively forming sodium tetrahydroborate and trimethylborate, according to reaction (9):



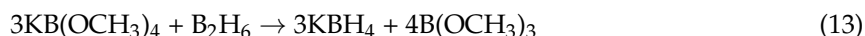
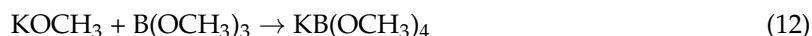
It was also reported that dimethoxyborine reacts with sodium trimethoxyborohydride to form sodium tetrahydroborate and trimethylborate as shown in reaction (10):



Similarly, diborane reacts with sodium tetramethoxyborohydride to form sodium tetrahydroborate plus trimethylborate (reaction (11)):



Following the same approach applied for the previously discussed tetrahydroborates, potassium tetrahydroborate was also synthesized for the first time by the reaction of diborane with potassium tetramethoxyborohydride (reaction (13)) [59]. The latter was synthesized from potassium methoxyde and methyl borate as shown in reaction (12):



Although, these methods allowed Schlesinger and co-workers to synthesize sodium tetrahydroborates in laboratory scale, they were not appropriate for an industrial scale production. In particular, the risks connected to the use of diborane represented a serious limitation to the scaling up the above mentioned processes. The first attempt to synthesize sodium tetrahydroborate without the use of diborane was carried out heating sodium trimethoxyborohydride to about 230 °C [59]. At this temperature, the disproportionation of the starting material to NaBH_4 and $\text{NaB}(\text{OCH}_3)_4$ takes place via reaction (14):



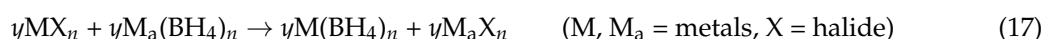
However, reaction (14) does not proceed to completeness at about 230 °C. Then, the attempts to improve the yield of this reaction were stopped when in the same laboratory it was observed that sodium hydride and methyl borate quickly reacted at high temperature, i.e., 225–275 °C, to form NaBH_4 and NaOCH_3 (reaction (15)):



As a consequence of the extremely good yield of this reaction, i.e., 94%, and the high purity of the obtained NaBH_4 up to 96%, this method is still the most used synthesis process to obtain sodium tetrahydroborate. Similarly, high purity LiBH_4 , i.e., 95%, was synthesized by the reaction between lithium hydride and methyl borate with an overall reaction yield of 70% (reaction (16)):



The possibility to produce NaBH_4 and LiBH_4 in large quantities led to the development of a new method to successfully synthesize metal tetrahydroborates. The method consists in the metathesis between metal halides and alkali tetrahydroborates in solvents, reaction (17) [60–62]:



The first example of this reaction reported in literature was the metathesis between lithium tetrahydroborate and aluminum chloride as shown in reaction (18):



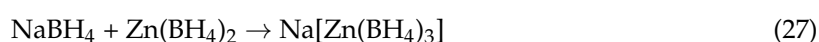
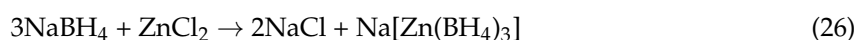
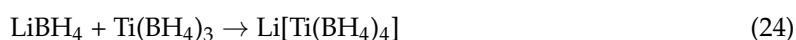
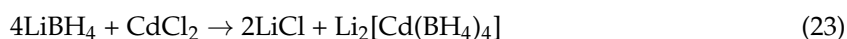
The interaction between tetrahydroborates and metal halides leads also to the formation of multi-cation tetrahydroborates. E. Wiber and W. Henle [61,62] reported on the synthesis of $\text{Li}[\text{ZnCl}(\text{BH}_4)_2]$ and $\text{Li}[\text{CdCl}(\text{BH}_4)_2]$ as intermediates of the syntheses of $\text{Zn}(\text{BH}_4)_2$ and $\text{Cd}(\text{BH}_4)_2$ via metathesis between lithium tetrahydroborate and ZnCl_2 and CdCl_2 , respectively, as seen in reactions (19) and (20):



In 1955, E. Wiberg and R. Hartwimmer [63] reported for the first time on the synthesis of calcium, strontium and barium tetrahydroborates, i.e., $\text{Ca}(\text{BH}_4)_2$, $\text{Sr}(\text{BH}_4)_2$, $\text{Ba}(\text{BH}_4)_2$, respectively. The synthesis was performed by the reaction between the hydrides of the mentioned elements and diborane (reaction (21)).



In 1961, H. Nöth [64] synthesized several new multi-cation tetrahydroborates via metathesis between lithium, sodium and potassium tetrahydroborates and metal halides or by direct reaction between tetrahydroborates, i.e., $\text{Li}[\text{Zn}(\text{BH}_4)_3]$, $\text{Li}_2[\text{Cd}(\text{BH}_4)_4]$, $\text{Li}[\text{Ti}(\text{BH}_4)_4]$, $\text{Li}[\text{Fe}(\text{BH}_4)_3]$, $\text{Na}[\text{Zn}(\text{BH}_4)_3]$, $\text{K}_2[\text{Zn}_3(\text{BH}_4)_8]$, plus a long series of halogen derivatives as for example $\text{Li}_2[\text{ZnI}_2(\text{BH}_4)_2]$, $\text{Li}_3[\text{Mn}(\text{BH}_4)_3\text{I}_2]$, etc. The syntheses of some of these multi-cation tetrahydroborates are described in reactions (22)–(28):

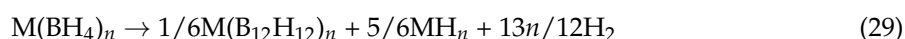


In the following years, it was possible to observe an increasing attention towards this class of materials both as laboratory reagents and as energy storage materials. As a consequence, several new tetrahydroborates were synthesized. Nowadays, the mono-cation tetrahydroborates of 32 chemical elements, plus an undefined number of multi-cation tetrahydroborates are known [23,38,42–45,52–57,59–78].

The development of the borane chemistry in general, and of the tetrahydroborates in particular, was from the early beginning connected with the research in the field of energy storage. In fact, the research in this field was stirred by the need of finding new propellants for military applications by the U.S. and Soviet Union [79]. Although these war research plans were dismissed around the 1950s, new pacific applications for this class of materials came to light in the field of energy storage.

3. Decomposition Reactions of Li, Na, K, Mg, Ca and U Tetrahydroborates

Homoleptic tetrahydroborates have a high gravimetric hydrogen capacity. However, those compounds, stable at room temperature, can release hydrogen under thermal input. Predictions by first-principle calculations suggested that the charge transfer from M^+ to $[BH_4]_n^-$ is a crucial factor for the stability of $M(BH_4)_n$ (M = metal). Moreover, a linear relationship between the enthalpy of $M(BH_4)_n$ and the Pauling electronegativity (X_p) of M was underlined [80–82]. Experimental results also demonstrated that the desorption temperatures (T_d) of the tetrahydroborates are generally correlated with the X_p value of the metal. Gas chromatography experiments showed a decrease of the desorption temperature with the increase of X_p value of the metal, e.g., T_d : $(NaBH_4) \approx 550\text{ }^\circ\text{C} > (LiBH_4) \approx 470\text{ }^\circ\text{C} > (Sc(BH_4)_3) \approx 280\text{ }^\circ\text{C} > (Zr(BH_4)_4) \approx 170\text{ }^\circ\text{C} > (Zn(BH_4)_2) \approx 125\text{ }^\circ\text{C}$ with X_p : $Na = 0.9 < Li = 1.0 < Sc = 1.3 < Zr = 1.4 < Zn = 1.6$ [82,83]. The Pauling electronegativity of the metal is also correlated with the decomposition products of tetrahydroborates. Nakamori et al. [84] reported that stable-covalent metal tetrahydroborates ($X_p < 1.5$) during decomposition release hydrogen, whereas less stable-covalent tetrahydroborates ($X_p > 1.5$) release a mixture of diborane and hydrogen. An important general feature of the dehydrogenation reaction of $M(BH_4)_n$ (M : K, Na, Li, Mg, Ca, etc.) is the thermodynamically favorable formation of the $M(B_{12}H_{12})_n$ compounds (reaction (29)). On the one hand, they are considered as intermediate compounds [85–103]. However, on the other hand, their high stability and highly negative enthalpy of formation suggest that they are final decomposition products of $M(BH_4)_n$ [92,102–106].



Here below, the decomposition behaviors of KBH_4 , $NaBH_4$, $LiBH_4$, $Mg(BH_4)_2$, $Ca(BH_4)_2$, and $U(BH_4)_4$ are summarized. It is worth mentioning that the decomposition behavior of $U(BH_4)_4$ is here shown because of the scarce information available about this particular borohydride, but it cannot be considered as a potential material for hydrogen storage applications.

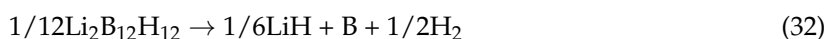
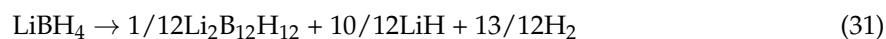
3.1. $LiBH_4$

When $LiBH_4$ is heated, a phase transition from the ordered low-temperature orthorhombic phase to the disordered high-temperature hexagonal polymorph takes place at about $115\text{ }^\circ\text{C}$. Increasing the temperature, $LiBH_4$ releases a small amount of hydrogen (about 0.3 wt %) between $100\text{ }^\circ\text{C}$ and $200\text{ }^\circ\text{C}$, and melts at around $270\text{ }^\circ\text{C}$ [91,107,108]. The two main hydrogen releases occur at $320\text{ }^\circ\text{C}$ and $400\text{ }^\circ\text{C}$. When heating up to $600\text{ }^\circ\text{C}$, the final reaction products are solid lithium hydride, solid boron, and gaseous hydrogen, as shown in reaction (30).



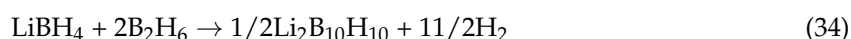
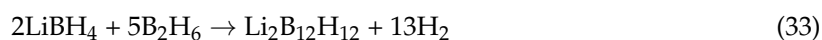
The total weight loss associated with the hydrogen release of reaction (30) is 13.8 wt % and its experimental reaction enthalpy is $75\text{ kJ/mol } H_2$ [109]. However, reaction (30) proceeds through several different intermediate steps, as predicted via theoretical calculations and verified via

experimental evidences [85,86,89,91–93]. Computational and experimental works have reported that the decomposition reaction of LiBH_4 proceeds through the formation of the intermediate $\text{Li}_2\text{B}_{12}\text{H}_{12}$ as indicated in reaction (31), and finally $\text{Li}_2\text{B}_{12}\text{H}_{12}$ decomposes to solid lithium hydride, solid boron and gaseous hydrogen according to reaction (32). This happens because the enthalpy value for reaction (31) is lower than that for reaction (30), namely 56 kJ/mol H_2 and 75 kJ/mol H_2 , respectively [85,86].



Caputo et al. [92] studied the decomposition reactions of LiBH_4 by first-principle approach. They argued that the calculated enthalpy of formation of $\text{Li}_2\text{B}_{12}\text{H}_{12}$ is highly negative. Hence, it is a product that hinders the reversible dehydrogenation/re-hydrogenation process of LiBH_4 .

Friedrichs et al. [93] reported that together with hydrogen, small quantities of B_2H_6 are released. Once formed, B_2H_6 decomposes to elemental B and hydrogen or it might react with the still present LiBH_4 to form $\text{Li}_2\text{B}_{12}\text{H}_{12}$ and possibly $\text{Li}_2\text{B}_{10}\text{H}_{10}$ as in reactions (33) and (34), respectively.



The decomposition pathway either via the direct formation of $\text{Li}_2\text{B}_{12}\text{H}_{12}$ (reactions (31) and (32)), or the interaction of LiBH_4 and B_2H_6 depends mainly on the applied gas overpressure. Under vacuum conditions the decomposition reaction can go through the formation of B_2H_6 , as shown in reactions (33) and (34) [93]. However, under hydrogen or even argon overpressure the decomposition of LiBH_4 may not proceed via the intermediate formation of gaseous diborane (B_2H_6) since the gas overpressure kinetically suppresses its release [110,111]. Thus, LiBH_4 decomposes through the intermediate formation of $\text{Li}_2\text{B}_{12}\text{H}_{12}$, as indicated in reactions (31) and (32).

3.2. NaBH_4

Upon heating, NaBH_4 starts to release hydrogen at 470 °C when it is still in solid form, and continues the dehydrogenation after melting at about 515 °C through a multistep process. From dehydrogenation pressure-composition isotherms (PCI) of NaBH_4 measured at 600 °C, 650 °C and 700 °C under dynamic hydrogen flow, just one plateau was observed. Thus, the decomposition of NaBH_4 over 600 °C proceeds in one step and the final products are liquid sodium, solid boron, and gaseous hydrogen, with a total gravimetric H_2 capacity of 10.6 wt % according to reaction (35). The experimental estimated decomposition enthalpy of reaction (35) amounts to $108 \pm 3 \text{ kJ} \cdot \text{mol}^{-1} \text{H}_2$, which is in agreement with the observed high stability of NaBH_4 [112].



Alternatively, $\text{Na}_2\text{B}_{12}\text{H}_{12}$ phase has been reported experimentally as an intermediate of the decomposition of NaBH_4 [94–96]. However, the high thermodynamic stability of $\text{Na}_2\text{B}_{12}\text{H}_{12}$ calculated by first-principle approach suggests that it should rather be considered as a product that prevents the subsequent re-hydrogenation because of its poor reactivity towards hydrogen [105]. The mechanism of formation of $\text{Na}_2\text{B}_{12}\text{H}_{12}$ has not been totally understood yet, but theoretical approaches suggest that $\text{Na}_2\text{B}_{12}\text{H}_{12}$ is a product of the reaction between boranes and unreacted NaBH_4 as well as in the case of LiBH_4 [92,106].

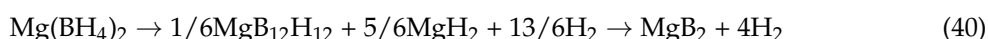
3.3. KBH_4

KBH_4 decomposes after melting at about 585 °C by forming potassium in liquid form, solid boron, and gaseous hydrogen, according to reaction (36). The gravimetric H_2 capacity is 7.48 wt % [21,92]. The intermediate formation of $\text{K}_2\text{B}_{12}\text{H}_{12}$ has been also predicted via first-principle calculations [97].



3.4. $\text{Mg}(\text{BH}_4)_2$

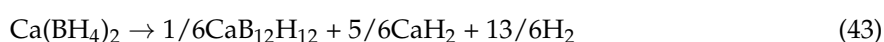
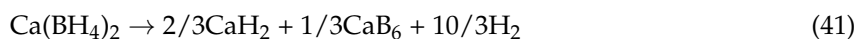
Magnesium tetrahydroborate, i.e., $\text{Mg}(\text{BH}_4)_2$, has a gravimetric hydrogen storage capacity of 14.9 wt % and an enthalpy of decomposition of about 40 kJ/mol H_2 [76,113–115]. Upon heating $\text{Mg}(\text{BH}_4)_2$, the phase transition from the hexagonal to the orthorhombic polymorph takes place at 185 °C. However, at room temperature, different polymorphs of $\text{Mg}(\text{BH}_4)_2$ can be found, depending on the synthesis method. Experimental evidences suggest that the decomposition occurs in several steps between 250 °C and 500 °C, finally forming MgB_2 and hydrogen [29,113,115–118]. The mechanism of decomposition is strongly debated and several different reaction paths can be found in the literature, as described in reactions (37)–(40) [72,98–101]. In this case, as for the LiBH_4 , the final decomposition products and the presence of reaction intermediates/side products depend strongly on the applied experimental conditions.



Experimentally, it was observed that when the decomposition of $\text{Mg}(\text{BH}_4)_2$ is carried out at temperatures above 450 °C and at a hydrogen pressure below the equilibrium pressure of MgH_2 , the final products are MgB_2 and H_2 [98,101,108,113]. The formation of MgB_2 upon decomposition is the key for the reversibility of $\text{Mg}(\text{BH}_4)_2$.

3.5. $\text{Ca}(\text{BH}_4)_2$

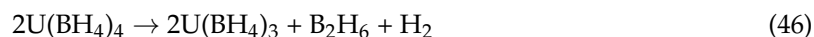
Calcium tetrahydroborate, i.e., $\text{Ca}(\text{BH}_4)_2$, has a gravimetric hydrogen storage capacity of 11.6 wt %. Upon heating, it undergoes a polymorphic transition from the orthorhombic α -phase to the tetragonal β -phase at around 170 °C. However, the polymorphs present in the samples, as well as the structural phase transitions between them, depend on the sample synthesis: for instance ball milling leads to the formation of the metastable orthorhombic γ -phase at room temperature [99,119–123]. Like $\text{Mg}(\text{BH}_4)_2$, the decomposition path of $\text{Ca}(\text{BH}_4)_2$ is debated and several different reaction mechanisms are reported in the literature as shown in reactions (41)–(45) [102–104]:



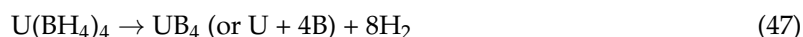
Due to extremely similar reaction enthalpies of some of the reported paths, i.e., reaction (41) = 37.04 kJ/mol H_2 , reaction (43) = 31.34 – 39.2 kJ/mol H_2 and reaction (44) = 31.09 kJ/mol H_2 , the possibility that the decomposition of the $\text{Ca}(\text{BH}_4)_2$ takes place following more than a single reaction path cannot be excluded [102–104].

3.6. $U(BH_4)_4$

At temperatures below 70 °C, $U(BH_4)_4$ is stable for long periods. However, at about 100 °C it decomposes to form uranium (III) tetrahydroborate, diborane and hydrogen as shown in reaction (46) [124]:



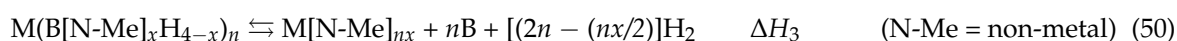
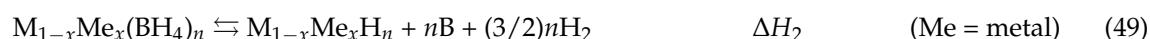

At temperatures above 150 °C, uranium (IV) tetrahydroborate rapidly decomposes to form the uranium boride, i.e., UB_4 , or elemental boron and uranium plus hydrogen, as described in reaction (47) [124]:



4. Tailoring the Hydrogen Storage Properties of Tetrahydroborates

Homoleptic tetrahydroborates are characterized by high decomposition temperature and extremely harsh re-hydrogenation conditions, i.e., temperatures above 400 °C and hydrogen pressures higher than 100 bar. Until the end of the 1990s, tetrahydroborates have been mostly used as laboratory reagents and have been investigated just sporadically as possible energy storage materials. However, these compounds have caught special attention owing to their promising hydrogen storage properties (light weight and high hydrogen content). Therefore, intensive research has been carried out to improve the hydrogen storage properties of tetrahydroborates, mainly $LiBH_4$, $NaBH_4$, $Mg(BH_4)_2$, and $Ca(BH_4)_2$. Several strategies have been applied to tailor the thermodynamic and kinetic features of the above mentioned borohydrides, aiming to reach the targets set by U.S. Department of Energy DoE [125]. The most relevant strategies are: (1) addition of catalytic additives [126–130]; (2) thermodynamic tuning via hydrides mixtures [131–135]; and, (3) nanoconfinement of tetrahydroborates and their hydride mixtures [95,132–138].

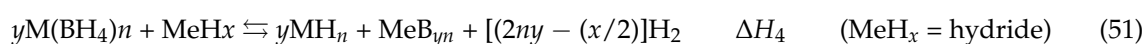
The first strategy refers to the addition of metals or metal compounds, in general transition metals, which leads to an improvement of the hydrogenation and dehydrogenation kinetic behavior by reducing the activation energy barriers and consequently accelerating the intrinsic rate limiting steps. In general, the addition of some metals and compounds also promotes a thermodynamic modification by changing the reaction pathway. This concept lays on the reduction of the thermodynamic stability and the enhancement of the kinetic behavior of tetrahydroborates (MBH_4) by the partial substitution of M (cation substitution) [126,130], or the partial substitution of hydrogen atoms inside the $[BH_4]^-$ anion (in general by a non-metal such as fluorine; anion substitution) [127–129]. During these processes, it is also possible to attain the formation of a new compound as a product of a favorable thermodynamic interaction between the additive and the tetrahydroborate that provides new catalytic phases. As depicted in the general reactions (48)–(50), the right selection of metal or non-metal can reduce the stability of the tetrahydroborate ($\Delta H_2 < \Delta H_1$ and $\Delta H_3 < \Delta H_1$). On the one hand, the partial cation substitution can reduce the thermodynamic stability and consequently the dehydrogenation temperature by increasing the Pauling electronegative (X_p) (see Section 3) [130]. On the other hand, the partial anion substitution lowers the thermodynamic stability by weakening the B–H bonds. The following general reactions depict these concepts:



This strategy usually presents limited reversibility since quite stable compounds are formed.

The second strategy is the thermodynamic tuning via the use of hydrides mixtures. This concept was first explored via the formation of alloys in 1958. That year, Libowitz et al. observed that at a given temperature $ZrNiH_3$ has a desorption pressure much higher than the one measured for

ZrH₂. Thus, ZrNiH₃ has an enthalpy of decomposition lower than that of ZrH₂ [131]. Similarly, in 1967, Reilly et al. [132] reported on the possibility to change the reaction enthalpy of a hydride by mixing it with compounds with a proper stoichiometric ratio, which reversibly react with the hydride during desorption to form a stable compound. In particular, he showed that the reaction enthalpy of 3MgH₂ + MgCu₂ is lower than the one of pure MgH₂. Unfortunately, the gained reduction of the reaction enthalpy is at the expense of the system's hydrogen capacity. In the last 15 years, the approach of Libowitz et al. [131] and Reilly et al. [132] has been improved by Chen et al. [133], Vajo et al. [134] and Barkhordarian et al. [135]. These researchers designed light-weight metal hydrides-based system with reduced reaction enthalpy using an appropriate combination of complex metal hydrides and metal hydrides. Such hydride mixtures are the so-called Reactive Hydride Composites (RHC). This strategy allows for the reduction of the thermodynamic stability ($\Delta H_4 < \Delta H_1$) upon dehydrogenation because of the exothermic formation of a new and reversible phase, as shown in reaction (51). It offers the advantage of improved reversibility and high gravimetric storage capacity.



Despite the fact that the RHC strategy has shown good results as for example with the mixture 2LiBH₄ + MgH₂ [134,135], experimental results have proved that the predicted thermodynamic improvement is not reached due to kinetic constraints that lead to competing multi-step reactions [95,136,137].

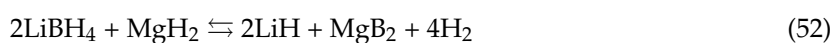
Nanoconfinement is the third presented strategy that has been recently applied to the pure tetrahydroborates, doped tetrahydroborates and the undoped and doped RHC [138–141]. It is well known that the physical and chemical properties of a material can change markedly when reducing its particle size from the micrometer range to the nanometer range. In fact, on the one hand, the enthalpy of decomposition/formation can be reduced due to the larger impact of the surface energy on the stability of the material [138] and on the other hand, the reduction of the diffusion distances and the larger specific area for the hydrogen interaction account for the kinetic enhancement [139,142].

In the following subsections some relevant results regarding the three above described strategies applied to the LiBH₄, NaBH₄, Mg(BH₄)₂, and Ca(BH₄)₂ tetrahydroborates are summarized.

4.1. LiBH₄

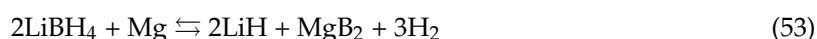
The first attempts to influence the dehydrogenation and reversibility properties of LiBH₄ were made by A. Züttel et al. [142] by mixing the tetrahydroborate with SiO₂. They lowered the hydrogen desorption temperature by more than 70 °C. However, the formation of stable silicates upon decomposition prevented the material from being re-hydrogenated [143,144]. This effort was followed by several other researchers, who attempted to improve the hydrogen sorption properties and reversibility of LiBH₄ by mixing it with metal halides [126,145–150], pure metals [151–154], and carbon based additives [155,156]. Undoubtedly, the addition of these materials led to a general decrease of the LiBH₄ desorption temperature, but the reversibility achieved under elevated temperature and hydrogen pressure conditions (e.g., 600 °C and 100 bar H₂ pressure for LiBH₄ doped with Ni) was just partial.

The most prominent RHC system based on tetrahydroborates is 2LiBH₄ + MgH₂ [134,135,157] According to the reaction (52), it has the reversible hydrogen storage capacity of 11.5 wt % and a theoretical reaction enthalpy of 46 kJ/mol H₂, which implies a hydrogen equilibrium pressure of 1 bar at 170 °C [158].



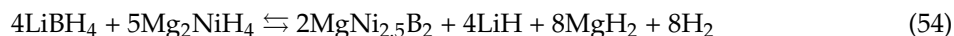
In the last decade this system has been thoroughly investigated with respect to reaction pathway, temperature and hydrogen pressure boundaries, microstructure, effect of additives on the reaction kinetics, and nanoconfinement [159–173].

For the $2\text{LiBH}_4 + \text{MgH}_2$ system, the value of hydrogen pressure applied during the desorption process is fundamental to ensure the reversibility. In fact, when $2\text{LiBH}_4 + \text{MgH}_2$ is heated under a hydrogen pressure lower than 1 bar, LiBH_4 and MgH_2 decompose individually, forming a series of compounds, which under moderate temperature and hydrogen pressures hardly react together to form again LiBH_4 (i.e., $\text{Li}_2\text{B}_{12}\text{H}_{12}$, $\text{Li}_2\text{B}_2\text{H}_6$, LiH , elemental B, and Mg). However, the application of a hydrogen back pressure higher than 1 bar but lower than 5 bar ensures the possibility to reversibly release under moderate temperature the hydrogen contained in the system. Under dynamic temperature conditions, the decomposition reaction takes place in two distinguished steps. At first, the decomposition of MgH_2 into Mg and H_2 occurs, and then, after a long incubation period, Mg reacts together with LiBH_4 to form MgB_2 , LiH and H_2 as shown in reaction (53). Differently from the desorption reaction, the hydrogenation process takes place in a single step [136].



Despite the favorable calculated enthalpy of reaction and the high gravimetric hydrogen capacity, the sluggish kinetics is the primary issue of this system. In the last decade, several studies on the effect of transition metal based additives were carried out. The nucleation of MgB_2 is the key issue for a fast dehydrogenation kinetic behavior and it is enhanced by the presence of transition metal borides that act as nucleation center for the MgB_2 nuclei [159]. Although the reaction times are much different with and without additives, analyses of the reaction kinetics indicate that similar processes limit the sorption reactions for all the composites, independently of the additive and the initial preparation state. The absorption and desorption reactions in the RHC are characterized by significant mass transport through the composite, and therefore, the length scales of the phase separation play a significant role in the reaction kinetics.

Another RHC system that presents interesting hydrogen storage properties is the combination of LiBH_4 and Mg_2NiH_4 , according to reaction (54). This hydride system exhibits a low reaction enthalpy of 15.4 kJ/mol H_2 and an entropy value of 62.2 J/K mol H_2 . Moreover, it starts to release hydrogen at 250 °C [174].



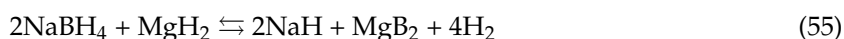
Despite the fact that this system does not display a high hydrogen capacity, i.e., 2.5 wt %, it represents another example of reversible RHC systems.

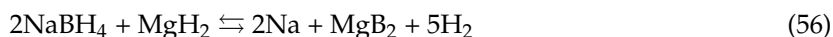
4.2. NaBH_4

The effect of the doping on the reversibility of NaBH_4 was studied mostly by Mao et al. [175] and Humphries et al. [176]. They observed a sensible enhancement of the hydrogen desorption properties of NaBH_4 when Ti-based (i.e., Ti, TiH_2 , and TiF_3) and Ni-based additives (i.e., nano-Ni, Ni_3B , NiCl_2 , and NiF_2) were used. However, partial reversibility was achieved only in the case of Ti-based additives. In fact, when using TiF_3 , a hydrogen content of 4.0 wt % was stored back in the decomposed NaBH_4 after hydrogenation at 55 bar and 500 °C.

In order to improve the hydrogen storage properties of NaBH_4 , nanocomposites of NaBH_4 -C with a matrix of 2 to 3 nm pore size diameter were synthesized. This allowed the lowering of the dehydrogenation temperature of NaBH_4 down to 250 °C. However, the re-hydrogenation under 60 bar and 325 °C was not completed due to the loss of Na upon dehydrogenation [96].

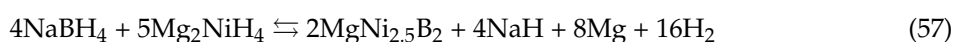
As in the case of the mixture $2\text{LiBH}_4 + \text{MgH}_2$, the RHC based on $2\text{NaBH}_4 + \text{MgH}_2$ is reversible because of the formation of MgB_2 upon desorption. The dehydrogenation reactions of the $2\text{NaBH}_4 + \text{MgH}_2$ can proceed either as reaction (55) with 7.8 wt % H_2 or reaction (56) with 9.8 wt % H_2 , depending on the conditions [177–179].





However, the dehydrogenation of this system also goes on in two steps under 1 bar of inert gas, i.e., first the dehydrogenation of MgH_2 and then the subsequent formation of MgB_2 [178,180]. Furthermore, the formation of stable side products such as $\text{Na}_2\text{B}_{12}\text{H}_{12}$ has been also suggested [180]. Under vacuum, the pathway is different and it involves the formation of free Mg and finally free B [181].

As well as the $\text{LiBH}_4/\text{Mg}_2\text{NiH}_4$ mixture, the stoichiometric ratio $4\text{NaBH}_4 + 5\text{Mg}_2\text{NiH}_4$ also leads to the formation of $\text{MgNi}_{2.5}\text{B}_2$, lowering the enthalpy of the hydride system to 76 kJ/mol H_2 in respect to the one of pure NaBH_4 (108 kJ·mol⁻¹ H_2), as shown in reaction (57) [112,182]. Consequently, the dehydrogenation temperature is reduced to 360 °C. However, the hydrogen capacity of the system is still low, i.e., 4.5 wt %.



4.3. $\text{Mg}(\text{BH}_4)_2$

The effect of additives on the reversibility of $\text{Mg}(\text{BH}_4)_2$ has been an object of intensive investigation [101,183–188]. The result of the doping seems to be a sensible acceleration of hydrogenation and dehydrogenation processes. However, in the literature, just a few hydrogenation-dehydrogenation cycles are reported and the observed enhancement of the reaction kinetics, in particular for the desorption process, is usually connected with the chemical reaction between the hydride and the additive. Recently, Zavarotynska et al. reported on the partial reversibility of $\gamma\text{-Mg}(\text{BH}_4)_2$ in presence of Co-based additives (Co_{add}) [187,188]. They investigated the first three absorption-desorption cycles of $\gamma\text{-Mg}(\text{BH}_4)_2 + \text{Co}_{\text{add}}$ at 285 °C and 3 bar H_2 pressure. The first desorption yielded 4 wt % of H_2 , and the re-absorption at the same temperature but at the pressure of 120 bar H_2 resulted in the uptake of about 2 wt % H_2 . Upon re-absorption, $\gamma\text{-Mg}(\text{BH}_4)_2$ was not formed back, but instead crystalline $\beta\text{-Mg}(\text{BH}_4)_2$ was synthesized. With further cycling, the reversible hydrogen capacity of the samples decreased with an increase in the amount of nano-crystalline MgO and unidentified boron–hydrogen compounds.

Although the addition of selected additives to the tetrahydroborates partially helps to improve the hydrogen absorption and desorption properties, the use of this class of materials as hydrogen storage media is hampered by unfavorable thermal stability.

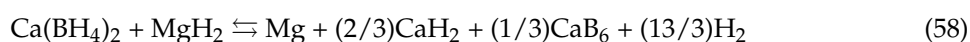
4.4. $\text{Ca}(\text{BH}_4)_2$

As previously mentioned, for $\text{Ca}(\text{BH}_4)_2$ several decomposition paths (often overlapping) might be observed (Section 3.5), depending on temperature and hydrogen pressure at which the process is carried out [100–102,189]. The reversibility is linked to the final decomposition products. The formation of $\text{Ca}(\text{BH}_4)_2$ was shown to be partially reversible when the pristine material was doped with Ti and Nb-based additives. Kim et al. [190,191] observed that after desorption at 420 °C in static vacuum, $\text{Ca}(\text{BH}_4)_2$ can be formed back with a yield of roughly 50% (at 350 °C and 90 bar H_2), if the starting material is milled together with TiCl_3 and NbF_5 . From these works, it is possible to conclude that the key to the reversibility of $\text{Ca}(\text{BH}_4)_2$ is the formation of CaB_6 . It is known that when using selected additives, $\text{Ca}(\text{BH}_4)_2$ can be synthesized starting from CaH_2 and CaB_6 [190,192–194]. In fact, Rönnebro et al. successfully synthesized $\text{Ca}(\text{BH}_4)_2$ with the yield of roughly 60% heating a mixture of CaH_2 and CaB_6 doped with TiCl_3 up to 440 °C at a hydrogen pressure of 700 bar [194]. A similar yield of formed $\text{Ca}(\text{BH}_4)_2$ was obtained by Rongeat et al. [193] via reactive ball milling and following heat treatment at 350 °C under 90 bar of hydrogen pressure of a mixture of CaH_2 and CaB_6 with the addition of TiCl_3 or TiF_3 .

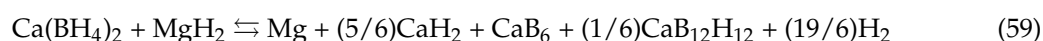
Recently, Bonatto Minella et al. [195], based on the work of Bösenberg et al. [159], proposed an interesting approach to explain the effect of the TM-fluorides on the reversibility of the $\text{CaB}_6/\text{CaH}_2\text{-Ca}(\text{BH}_4)_2$ system. The formation of transition-metal boride nanoparticles during milling, and hydrogen desorption of the TM-fluorides doped $\text{Ca}(\text{BH}_4)_2$ are proposed to support the heterogeneous

nucleation of CaB_6 , maximizing its formation over the formation of irreversible elemental boron and $\text{CaB}_{12}\text{H}_{12}$. In the case of material doped with NbF_5 and TiF_4 , the $\{111\}\text{CaB}_6/\{1011\}\text{NbB}_2$, $\{111\}\text{CaB}_6/\{1010\}\text{NbB}_2$, as well as $\{111\}\text{CaB}_6/\{1011\}\text{TiB}_2$ plane pairs have the potential to be the matching planes because the d -value mismatch is well below the d -critical mismatch value (6%) [196,197]. This mechanism is similar to that observed for $2\text{LiBH}_4 + \text{MgH}_2$. Transition metal borides formed by the reaction of the transition metal based additives with the tetrahydroborates act as heterogeneous nucleation sites for MgB_2 , thus improving desorption and absorption reaction kinetics [159].

Despite the fact that the TM-boride species assist the formation of CaB_6 , the reversibility of the Ca-RHC system, i.e., $\text{Ca}(\text{BH}_4)_2 + \text{MgH}_2$ as shown in reaction (58), is not complete [137,198–200].



Instead, every time that the material is cycled, the formation of stable phases such as $\text{CaB}_{12}\text{H}_{12}$ and elemental B takes place as indicated in reaction (59) and (42), respectively. Consequently, a continuous reduction of the system hydrogen capacity takes place upon cycling.



Based on the previous works on $4\text{LiBH}_4 + 5\text{Mg}_2\text{NiH}_4$ [174] and $4\text{NaBH}_4 + 5\text{Mg}_2\text{NiH}_4$ [184], Bergemann et al. [201] proposed as an alternative the combination of $\text{Ca}(\text{BH}_4)_2$ with Mg_2NiH_4 . In this system, upon dehydrogenation, the formation of $\text{MgNi}_{2.5}\text{B}_2$ as the only B-containing phase is observed according to reaction (60). There was no evidence of the presence of irreversible $\text{CaB}_{12}\text{H}_{12}$ and B. However, upon re-hydrogenation $\text{Ca}(\text{BH}_4)_2$ was only partially formed. This limited reversibility was attributed to thermodynamic and kinetic constraints.



5. Summary and Future Research Directions

In this review, a detailed account on selected aspect of the most relevant tetrahydroborates and tetrahydroborate-based systems investigated in the last decades as potential hydrogen storage candidates was reported. As a matter of fact, these materials used alone or as a part of RHC systems have some limitations, which make their use for practical applications challenging. Owing to their high gravimetric hydrogen capacity, tetrahydroborates are extremely appealing hydrogen storage materials. However, the contained hydrogen is not easily accessible. Under thermal input, tetrahydroborates such as LiBH_4 , NaBH_4 , $\text{K}(\text{BH}_4)$, $\text{Mg}(\text{BH}_4)_2$, and $\text{Ca}(\text{BH}_4)_2$ decompose at temperatures higher than $300\text{ }^\circ\text{C}$, and their decomposition products are partially reversible only under extreme temperature and hydrogen pressure conditions. Additives such as transition metals, transition metal halides or oxides, sensibly influence the decomposition reaction of these materials, often lowering the starting decomposition temperature by several tenths of degrees. However, the reversibility of the material still remains an issue since stable phases are formed upon decomposition. The hitherto most promising approach to effectively store hydrogen in tetrahydroborates is through the use of the RHC strategy. When compared to the pristine materials, this method enables the achievement of full reversibility under milder temperatures and hydrogen pressure conditions, e.g., $350\text{--}400\text{ }^\circ\text{C}$ and $3\text{ bar--}50\text{ bar}$ for $2\text{LiBH}_4 + \text{MgH}_2$. Despite the fact that these conditions, mainly temperature, are not even near to those required for on board practical application (desired temperature $\approx 90\text{ }^\circ\text{C}$), there has been an attempt to develop a demonstration hydrogen storage tank based on $2\text{LiBH}_4 + \text{MgH}_2$ [202]. This tank contained 250 g of material. It has been found that during operation, the thermal management becomes an important issue, and the material undergoes a long-range phase separation, which negatively affects the kinetic behavior and the hydrogen capacity of the system. To the best of our knowledge, this was the first tank design based on borohydrides and it has to be considered as a starting point in the

development of tetrahydroborates based systems for hydrogen storage. Nowadays, the research is directed to find better systems capable to work near to the targeted temperature condition of about 90 °C and at the same time characterized by a hydrogen storage capacity of about 10 wt %. Besides, the cost of the material is not a minor issue when one wants to employ such materials in large hydrogen storage tanks.

In spite of several efforts to find the proper tetrahydroborate-based systems, the correct additive and suitable material preparation procedure, it has not yet been possible to achieve complete hydrogen desorption/absorption at the theoretically expected temperature and hydrogen pressure conditions. Moreover, the hydrogenation-dehydrogenation cycling stability is still a key issue to be addressed. Although tetrahydroborates are known for more than a century, the major achievements towards their utilization have been obtained in the last 20 years. Based on this perspective, the hydrogen storage properties of tetrahydroborates can be further improved by different strategies that are broadly used nowadays, such as the RHC approach, the use of selected additives, and/or nanoengineering. Thus, in the near future tetrahydroborates will hopefully fulfill the conditions for a practical application.

Acknowledgments: The authors thank CONICET (Consejo Nacional de Investigaciones Científicas y Técnicas), ANPCyT—(Agencia Nacional de Promoción Científica y Tecnológica) and CNEA (Comisión Nacional de Energía Atómica). The authors also acknowledge Alexander von Humboldt Foundation (J. Puszkiel fellowship holder, No. 1187279 STP).

Author Contributions: Claudio Pistidda and Julián Puszkiel conceived the design of the structure of the work together with Sebastiano Garroni, Chiara Milanese. Fabiana Gennari contributed also with the writing and correction of the paper. Thomas Klassen and Martin Dornheim contributed with the correction of the paper.

Conflicts of Interest: The authors declare no conflict of interest.

References

1. Evers, A.A. *The Hydrogen Society: More Than Just a Vision*; Hydrogeit Verlag: Oberkraemer, Germany, 2010; pp. 22–29.
2. Schlapbach, L.; Züttel, A. Hydrogen-storage materials for mobile applications. *Nature* **2001**, *414*, 353–358. [[CrossRef](#)] [[PubMed](#)]
3. Züttel, A. Materials for hydrogen storage. *Mater. Today* **2003**, *6*, 24–33. [[CrossRef](#)]
4. Dornheim, M.; Eigen, N.; Barkhordarian, G.; Klassen, T.; Bormann, R. Tailoring hydrogen storage materials towards application. *Adv. Eng. Mater.* **2006**, *8*, 377–385. [[CrossRef](#)]
5. Dornheim, M.; Doppiu, S.; Barkhordarian, G.; Boesenberg, U.; Klassen, T.; Gutfleisch, O.; Bormann, R. Hydrogen storage in magnesium-based hydrides and hydride composites. *Scr. Mater.* **2007**, *56*, 841–846. [[CrossRef](#)]
6. Stampfer, J.F.; Holley, C.E.; Suttle, J.F. The Magnesium-Hydrogen System. *J. Am. Chem. Soc.* **1960**, *82*–87, 3504–3508. [[CrossRef](#)]
7. Stander, C.M. Kinetics of formation of magnesium hydride from magnesium and hydrogen. *Z. Phys. Chem.* **1977**, *104*, 229–238. [[CrossRef](#)]
8. Stander, C.M. Kinetics of decomposition of magnesium hydride. *J. Inorg. Nucl. Chem.* **1977**, *39*, 221–223. [[CrossRef](#)]
9. Vigeholm, B.; Kjoller, J.; Larsen, B.; Pedersen, A.S. Formation and decomposition of magnesium hydride. *J. Less Common Met.* **1983**, *89*, 135–144. [[CrossRef](#)]
10. Huot, J.; Liang, G.; Boily, S.; Van Neste, A.; Schulz, R. Structural study and hydrogen sorption kinetics of ball-milled magnesium hydride. *J. Alloys Compd.* **1999**, *293*, 495–500. [[CrossRef](#)]
11. Hanada, N.; Ichikawa, T.; Fujii, H. Catalytic Effect of Nanoparticle 3d-Transition Metals on Hydrogen Storage Properties in Magnesium Hydride MgH₂ Prepared by Mechanical Milling. *J. Phys. Chem. B* **2005**, *109*, 7188–7194. [[CrossRef](#)] [[PubMed](#)]
12. Pistidda, C.; Bergemann, N.; Wurr, J.; Rzeszutek, A.; Møller, K.T.; Hansen, B.R.S.; Garroni, S.; Horstmann, C.; Milanese, C.; Girella, A.; et al. Hydrogen storage systems from waste Mg alloys. *J. Power Sources* **2014**, *270*, 554–563. [[CrossRef](#)]
13. Møller, K.T.; Jensen, T.R.; Akiba, E.; Li, H.-W. Hydrogen—A sustainable energy carrier. *Prog. Nat. Sci.* **2017**, *27*, 34–40. [[CrossRef](#)]

14. Yamauchi, M.; Ikeda, R.; Kitagawa, H.; Takata, M. Nanosize Effects on Hydrogen Storage in Palladium. *J. Phys. Chem. C* **2008**, *112*, 3294–3299. [[CrossRef](#)]
15. Kishore, S.; Nelson, J.A.; Adair, J.H.; Eklund, P.C. Hydrogen storage in spherical and platelet palladium nanoparticles. *J. Alloys Compd.* **2005**, *389*, 234–242. [[CrossRef](#)]
16. Pundt, A.; Sachs, C.; Winter, M.; Reetz, M.T.; Fritsch, D.; Kirchheim, R. Hydrogen sorption in elastically soft stabilized Pd-clusters. *J. Alloys Compd.* **1999**, *293*, 480–483. [[CrossRef](#)]
17. Wolf, R.J.; Lee, M.W.; Ray, J.R. Pressure-composition isotherms for nanocrystalline palladium hydride. *Phys. Rev. Lett.* **1994**, *73*, 557–560. [[CrossRef](#)] [[PubMed](#)]
18. Mitsui, T.; Rose, M.K.; Fomin, E.; Ogletree, D.F.; Salmeron, M. Dissociative hydrogen adsorption on palladium requires aggregates of three or more vacancies. *Nature* **2003**, *422*, 705–707. [[CrossRef](#)] [[PubMed](#)]
19. Konovalov, S.K.; Bulychev, B.N. The P,T-State Diagram and Solid Phase Synthesis of Aluminum Hydride. *Inorg. Chem.* **1995**, *34*, 172–175. [[CrossRef](#)]
20. Grochala, W.; Edwards, P.P. Thermal Decomposition of the Non-Interstitial Hydrides for the Storage and Production of Hydrogen. *Chem. Rev.* **2004**, *104*, 1283–1315. [[CrossRef](#)] [[PubMed](#)]
21. Orimo, S.I.; Nakamori, Y.; Eliseo, J.R.; Züttel, A.; Jensen, C.M. Complex Hydrides for Hydrogen Storage. *Chem. Rev.* **2007**, *107*, 4111–4132. [[CrossRef](#)] [[PubMed](#)]
22. Chen, P.; Zhu, M. Recent progress in hydrogen storage. *Mater. Today* **2008**, *11*, 36–43. [[CrossRef](#)]
23. Ley, M.B.; Jepsen, L.H.; Lee, Y.S.; Cho, Y.W.; von Colbe, J.M.B.; Dornheim, M.; Rokni, M.; Jensen, J.O.; Sloth, M.; Filinchuk, Y.; et al. Complex hydrides for hydrogen storage—New perspectives. *Mater. Today* **2014**, *17*, 122–128. [[CrossRef](#)]
24. Gay-Lussac, J.L.; Thenard, L.J. Notiz über das Kali-und das Natron-Metall. *Ann. Phys.* **1809**, *32*, 23–39. [[CrossRef](#)]
25. Gay-Lussac, J.L.; Thenard, L.J. *Recherches Physico-Chimiques*; Deterville: Paris, France, 1811; Volume 2.
26. Bogdanovic, B.; Schwickardi, M. Ti-doped alkali metal aluminum hydrides as potential novel reversible hydrogen storage materials. *J. Alloys Compd.* **1997**, *253–254*, 1–9. [[CrossRef](#)]
27. Rude, L.H.; Nielsen, T.K.; Ravnsbæk, D.B.; Bösenberg, U.; Ley, M.B.; Richter, B.; Arnbjerg, L.M.; Dornheim, M.; Filinchuk, Y.; Besenbacher, F.; et al. Tailoring properties of borohydrides for hydrogen storage: A review. *Phys. Status Solidi A* **2011**, *208*, 1754–1773. [[CrossRef](#)]
28. Paskevicius, M.; Jepsen, L.H.; Schouwink, P.; Černý, R.; Ravnsbæk, D.B.; Filinchuk, Y.; Dornheim, M.; Besenbacher, F.; Jensen, T.R. Metal borohydrides and derivatives—Synthesis, structure and properties. *Chem. Soc. Rev.* **2017**, *46*, 1565–1634. [[CrossRef](#)] [[PubMed](#)]
29. George, L.; Saxena, S.K. Structural stability of metal hydrides, alanates and borohydrides of alkali and alkali-earth elements: A review. *Int. J. Hydrogen Energy* **2010**, *35*, 5454–5470. [[CrossRef](#)]
30. Li, H.-W.; Yan, Y.; Orimo, S.-I.; Züttel, A.; Jensen, C.M. Recent Progress in Metal Borohydrides for Hydrogen Storage. *Energies* **2011**, *4*, 185–214. [[CrossRef](#)]
31. Mohtadi, R.; Remhof, A.; Jena, P. Complex metal borohydrides: Multifunctional materials for energy storage and conversion. *J. Phys. Condens. Matter* **2016**, *28*, 353001. [[CrossRef](#)] [[PubMed](#)]
32. Hagemann, H.; Černý, R. Synthetic approaches to inorganic borohydrides. *Dalton Trans.* **2010**, *39*, 6006–6012. [[CrossRef](#)] [[PubMed](#)]
33. Hansen, B.R.S.; Paskevicius, M.; Li, H.-W.; Akiba, E.; Jensen, T.R. Metal boranes: Progress and applications. *Coord. Chem. Rev.* **2016**, *323*, 60–70. [[CrossRef](#)]
34. Gharib Doust, S.P.; Ravnsbæk, D.B.; Černý, R.; Jensen, T.R. Synthesis, structure and properties of bimetallic sodium rare-earth (RE) borohydrides, NaRE(BH₄)₄, RE = Ce, Pr, Er or Gd. *Dalton Trans.* **2017**, *46*, 13421–13431. [[CrossRef](#)] [[PubMed](#)]
35. Mao, J.; Gregory, D.H. Recent Advances in the Use of Sodium Borohydride as a Solid State Hydrogen Store. *Energies* **2015**, *8*, 430–453. [[CrossRef](#)]
36. Filinchuk, Y.; Chernyshov, D.; Dmitriev, V. Light metal borohydrides: Crystal structures and beyond. *Z. Kristallogr.* **2008**, *223*, 649–659. [[CrossRef](#)]
37. Černý, R.; Schouwink, P. The crystal chemistry of inorganic metal borohydrides and their relation to metal oxides. *Acta Crystallogr. B* **2015**, *B71*, 619–640. [[CrossRef](#)] [[PubMed](#)]
38. Davy, H. The Bakerian Lecture: An account of some new analytical researches on the nature of certain bodies, particularly the alkalies, phosphorus, sulphur, carbonaceous matter, and the acids hitherto undecomposed, with some general observations on chemical theory. *Philos. Trans. R. Soc.* **1809**, *99*, 39–104.

39. Gay Lussac, J.L.; Thenard, L.J. Notice sur la décomposition et la recomposition de l'acide boracique. *Ann. Chim.* **1808**, *68*, 169–174.
40. Moissan, H. Préparation du bore amorphe. *C. R. Acad. Sci.* **1892**, *114*, 392–397.
41. Greenwood, N.N.; Earnshaw, A. *Chemistry of the Elements, Boron*; Butterworth Heinemann: Leeds, UK, 1998.
42. Shore, S.G. Systematic Approaches to the Preparation of Boron Hydrides and Their Derivatives. *Am. Chem. Soc.* **1983**, 1–16. [[CrossRef](#)]
43. Stock, A. *Hydrides of Boron and Silicon*; Cornell University Press: Ithaca, NY, USA, 1933.
44. Stock, A.; Nassenz, C. Hydrogen boride. *Berichte* **1912**, *45*, 3529.
45. Schlesinger, H.I.; Burg, A.B. Hydrides of Boron. VIII. The Structure of the Diammoniate of Diborane and its Relation to the Structure of Diborane. *Chem. Rev.* **1942**, *31*, 1–41. [[CrossRef](#)]
46. Finholt, A.E.; Bond, A.C.; Schlesinger, H.I. The Preparation and Some Properties of Hydrides of Elements of the Fourth Group of the Periodic System and of their Organic Derivatives. *J. Am. Chem. Soc.* **1947**, *69*, 2692–2696. [[CrossRef](#)]
47. Parry, R.M.; Walter, M.K. *Boron Hydrides Preparative Inorganic Reactions*; Jolly, W., Ed.; Interscience: New York, NY, USA, 1968; Volume 5, pp. 45–102.
48. Adams, R.M. Preparation of Diborane. *Adv. Chem. Ser.* **1961**, *32*, 60.
49. Nainan, K.C.; Ryschkewitsch, G.E. A new synthesis of $B_3H_8^-$ ion. *Inorg. Nucl. Chem. Lett.* **1970**, *6*, 765–766. [[CrossRef](#)]
50. Duke, B.J.; Gilbert, J.R.; Read, I.A. Preparation and purification of diborane. *J. Chem. Soc.* **1964**, 540–541.
51. Freeguard, G.F.; Long, L.H. Improved preparation of diborane. *Chem. Ind.* **1965**, *11*, 471.
52. Schlesinger, H.I.; Thomas Sanderson, R.; Burg, A.B. Metallo Borohydrides. I. Aluminum Borohydride. *J. Am. Chem. Soc.* **1940**, *62*, 3421–3425. [[CrossRef](#)]
53. Burg, A.B.; Schlesinger, H.I. Metallo Borohydrides. II. Beryllium Borohydride. *J. Am. Chem. Soc.* **1940**, *62*, 3425–3429. [[CrossRef](#)]
54. Schlesinger, H.I.; Brown, H.C. Metallo Borohydrides. III. Lithium Borohydride. *J. Am. Chem. Soc.* **1940**, *62*, 3429–3435. [[CrossRef](#)]
55. Schlesinger, H.I.; Brown, H.C.; Abraham, B.; Bond, A.C.; Davidson, N.; Finholt, A.E.; Gilbreath, J.R.; Hoekstra, H.; Horvitz, L.; Hyde, E.K.; et al. New Developments in the Chemistry of Diborane and the Borohydrides. I. General Summary. *J. Am. Chem. Soc.* **1953**, *75*, 186–190. [[CrossRef](#)]
56. Schlesinger, H.I.; Sanderson, R.T.; Burg, A.B. A volatile compound of aluminum, boron and hydrogen. *J. Am. Chem. Soc.* **1939**, *61*, 536. [[CrossRef](#)]
57. Wiberg, E.; Bauer, R. Zur Kenntnis eines Magnesium-bor-wasserstoffs $Mg(BH_4)_2$. *Z. Naturforsch. B* **1950**, *5*, 397. [[CrossRef](#)]
58. Friedrichs, O.; Borgschulte, A.; Kato, S.; Buchter, F.; Gremaud, R.; Remhof, A.; Züttel, A. Low-Temperature Synthesis of $LiBH_4$ by Gas–Solid Reaction. *Chem. Eur. J.* **2009**, *15*, 5531–5534. [[CrossRef](#)] [[PubMed](#)]
59. Schlesinger, H.I.; Brown, H.C.; Hoekstra, H.R.; Rapp, L.R. Reactions of Diborane with Alkali Metal Hydrides and Their Addition Compounds. New Syntheses of Borohydrides. Sodium and Potassium Borohydrides. *J. Am. Chem. Soc.* **1953**, *75*, 199–204. [[CrossRef](#)]
60. Schlesinger, H.I.; Brown, H.C.; Hyde, E.K. The Preparation of Other Borohydrides by Metathetical Reactions Utilizing the Alkali Metal Borohydrides. *J. Am. Chem. Soc.* **1953**, *75*, 209–213. [[CrossRef](#)]
61. Wiberg, E.; Henle, W. Zur Kenntnis eines Cadmium-bor-wasserstoffs $Cd(BH_4)_2$. *Z. Naturforsch. B* **1952**, *7*, 582. [[CrossRef](#)]
62. Wiberg, E.; Henle, W. Zur Kenntnis eines ätherlöslichen Zink-bor-wasser-stoffs $Zn(BH_4)_2$. *Z. Naturforsch. B* **1952**, *7*, 579–580. [[CrossRef](#)]
63. Wiberg, E.; Hartwimmer, R. Zur Kenntnis von Erdalkaliboranaten $Me[BH_4]_2$ III. Synthese aus Erdalkalihydriden und Diboran. *Z. Naturforsch. B* **1955**, *10*, 295–296. [[CrossRef](#)]
64. Nöth, H. Anorganische Reaktionen der Alkaliboranate. *Angew. Chem.* **1961**, *73*, 371–383. [[CrossRef](#)]
65. Černý, R.; Chul Kim, K.; Penin, N.; D'Anna, V.; Hagemann, H.; Sholl, D.S. $AZn_2(BH_4)_5$ (A = Li, Na) and $NaZn(BH_4)_3$: Structural Studies. *J. Phys. Chem. C* **2010**, *114*, 19127–19133. [[CrossRef](#)]
66. Černý, R.; Penin, N.; D'Anna, V.; Hagemann, H.; Durand, E.; Růžička, J. $Mg_xMn_{(1-x)}(BH_4)_2$ ($x = 0–0.8$), a cation solid solution in a bimetallic borohydride. *Acta Mater.* **2011**, *59*, 5171–5180. [[CrossRef](#)]
67. Černý, R.; Penin, N.; Hagemann, H.; Filinchuk, Y. The First Crystallographic and Spectroscopic Characterization of a 3d-Metal Borohydride: $Mn(BH_4)_2$. *J. Phys. Chem. C* **2009**, *113*, 9003–9007. [[CrossRef](#)]

68. Černý, R.; Ravnsbæk, D.B.; Schouwink, P.; Filinchuk, Y.; Penin, N.; Teyssier, J.; Smrčok, L.; Jensen, T.R. Potassium Zinc Borohydrides Containing Triangular $[\text{Zn}(\text{BH}_4)_3]^-$ and Tetrahedral $[\text{Zn}(\text{BH}_4)_x\text{Cl}_{4-x}]^{2-}$ Anions. *J. Phys. Chem. C* **2012**, *116*, 1563–1571. [[CrossRef](#)]
69. Černý, R.; Ravnsbæk, D.B.; Severa, G.; Filinchuk, Y.; D'Anna, V.; Hagemann, H.; Haase, D.; Skibsted, J.; Jensen, C.M.; Jensen, T.R. Structure and Characterization of $\text{KSc}(\text{BH}_4)_4$. *J. Phys. Chem. C* **2010**, *114*, 19540–19549. [[CrossRef](#)]
70. Černý, R.; Schouwink, P.; Sadikin, Y.; Stare, K.; Smrčok, L.; Richter, B.; Smrčok, L.; Richter, B.; Jensen, T.R. Trimetallic Borohydride $\text{Li}_3\text{MZn}_5(\text{BH}_4)_{15}$ ($\text{M} = \text{Mg}, \text{Mn}$) Containing Two Weakly Interconnected Frameworks. *Inorg. Chem.* **2013**, *52*, 9941–9947. [[CrossRef](#)] [[PubMed](#)]
71. Černý, R.; Severa, G.; Ravnsbæk, D.B.; Filinchuk, Y.; D'Anna, V.; Hagemann, H.; Haase, D.; Jensen, C.M.; Jensen, T.R. $\text{NaSc}(\text{BH}_4)_4$: A Novel Scandium-Based Borohydride. *J. Phys. Chem. C* **2010**, *114*, 1357–1364. [[CrossRef](#)]
72. Her, J.H.; Stephens, P.W.; Gao, Y.; Soloveichik, G.L.; Rijssenbeek, J.; Andrus, M.; Zhao, J.-C. Structure of unsolvated magnesium borohydride $\text{Mg}(\text{BH}_4)_2$. *Acta Crystallogr. B* **2007**, *63*, 561–568. [[CrossRef](#)] [[PubMed](#)]
73. Ravnsbæk, D.B.; Filinchuk, Y.; Černý, R.; Ley, M.B.; Haase, D.; Jakobsen, H.J.; Skibsted, J.; Jensen, T.R. Thermal Polymorphism and Decomposition of $\text{Y}(\text{BH}_4)_3$. *Inorg. Chem.* **2010**, *49*, 3801–3809. [[CrossRef](#)] [[PubMed](#)]
74. Ravnsbæk, D.B.; Nickels, E.A.; Černý, R.; Olesen, C.H.; David, W.I.F.; Edwards, P.P.; Filinchuk, Y.; Jensen, T.R. Novel Alkali Earth Borohydride $\text{Sr}(\text{BH}_4)_2$ and Borohydride-Chloride $\text{Sr}(\text{BH}_4)\text{Cl}$. *Inorg. Chem.* **2013**, *52*, 10877–10885. [[CrossRef](#)] [[PubMed](#)]
75. Ravnsbæk, D.; Filinchuk, Y.; Cerenius, Y.; Jakobsen, H.J.; Besenbacher, F.; Skibsted, J.; Jensen, T.R. A Series of Mixed-Metal Borohydrides. *Angew. Chem.* **2009**, *48*, 6659–6663. [[CrossRef](#)] [[PubMed](#)]
76. Sarner, S.F. *Propellant Chemistry*, 1st ed.; Reinhold Publishing Corporation: New York, NY, USA, 1966.
77. Schlesinger, H.I.; Brown, H.C.; Finholt, A.E.; Gilbreath, J.R.; Hoekstra, H.R.; Hyde, E.K. Sodium Borohydride, Its Hydrolysis and Its Use as a Reducing Agent and in the Generation of Hydrogen. *J. Am. Chem. Soc.* **1953**, *75*, 215–219. [[CrossRef](#)]
78. Makhaev, V.D.; Antsyshkina, A.S.; Petrova, L.A.; Sadikov, G.G. Interaction of Zirconium, Yttrium, and Zinc Tetrahydroborate Complexes $\text{NaMn}(\text{BH}_4)_n + 1(\text{DME})_m$ ($\text{M} = \text{Zr}, \text{Y}, \text{Zn}$) with Triethylcarbinol: Crystal and Molecular Structure of $\text{B}[\text{OC}(\text{C}_2\text{H}_5)_3]_3$. *Russ. J. Inorg. Chem.* **2004**, *49*, 1154–1157.
79. Clark, J.D.; New Brunswick, N.J. *Ignition: An Informal History of Liquid Rocket Propellants*; Rutgers University Press: New Brunswick, NJ, USA, 1972.
80. Miwa, K.; Ohba, N.; Towata, S.; Nakamori, Y.; Orimo, S. First-principles study on lithium borohydride LiBH_4 . *Phys. Rev. B* **2004**, *69*, 245120. [[CrossRef](#)]
81. Miwa, K.; Ohba, N.; Towata, S.; Nakamori, Y.; Orimo, S. First-principles study on copper-substituted lithium borohydride, $(\text{Li}_{1-x}\text{Cu}_x)\text{BH}_4$. *J. Alloys Compd.* **2005**, *404–406*, 140–143. [[CrossRef](#)]
82. Schrauzer, G.N. Über ein Periodensystem der Metallboranate. *Naturwissenschaften* **1995**, *42*, 438. [[CrossRef](#)]
83. Nakamori, Y.; Li, H.-W.; Miwa, K.; Towata, S.; Orimo, S. Syntheses and Hydrogen Desorption Properties of Metal-Borohydrides $\text{M}(\text{BH}_4)_n$ ($\text{M} = \text{Mg}, \text{Sc}, \text{Zr}, \text{Ti}, \text{and Zn}; n = 2–4$) as Advanced Hydrogen Storage Materials. *Mater. Trans.* **2006**, *47*, 1898–1901. [[CrossRef](#)]
84. Nakamori, Y.; Miwa, K.; Ninomiya, A.; Li, H.; Ohba, N.; Towata, S.I.; Züttel, A.; Orimo, S. Correlation between thermodynamical stabilities of metal borohydrides and cation electronegativities: First-principles calculations and experiments. *Phys. Rev. B Condens. Matter Mater. Phys.* **2006**, *74*, 045126. [[CrossRef](#)]
85. Orimo, S.; Nakamori, Y.; Ohba, N.; Miwa, K.; Aoki, M.; Towata, S.; Züttel, A. Experimental studies on intermediate compound of LiBH_4 . *Appl. Phys. Lett.* **2006**, *89*, 021920. [[CrossRef](#)]
86. Ohba, N.; Miwa, K.; Aoki, M.; Noritake, T.; Towata, S.I.; Nakamori, Y.; Orimo, S.; Züttel, A. First-principles study on the stability of intermediate compounds of LiBH_4 . *Phys. Rev. B Condens. Matter Mater. Phys.* **2006**, *74*, 075110. [[CrossRef](#)]
87. Her, J.H.; Yousufuddin, M.; Zhou, W.; Jalisatgi, S.S.; Kulleck, J.G.; Zan, J.A.; Hwang, S.-J.; Bowman, R.C.; Udovic, T.J. Crystal Structure of $\text{Li}_2\text{B}_{12}\text{H}_{12}$: A Possible Intermediate Species in the Decomposition of LiBH_4 . *Inorg. Chem.* **2008**, *47*, 9757–9759. [[CrossRef](#)] [[PubMed](#)]
88. Li, H.-W.; Kikuchi, K.; Nakamori, Y.; Ohba, N.; Miwa, K.; Towata, S.; Orimo, S. Dehydrogenating and rehydrogenating processes of well-crystallized $\text{Mg}(\text{BH}_4)_2$ accompanying with formation of intermediate compounds. *Acta Mater.* **2008**, *56*, 1342–1347. [[CrossRef](#)]

89. Hwang, S.J.; Bowman, R.C.; Reiter, J.W.; Rijssenbeek, J.; Soloveichik, G.L.; Zhao, J.-C.; Kabbour, H.; Ahn, C.C. NMR Confirmation for Formation of $[B_{12}H_{12}]^{2-}$ Complexes during Hydrogen Desorption from Metal Borohydrides. *J. Phys. Chem. C* **2008**, *112*, 3164–3169. [[CrossRef](#)]
90. Li, H.-W.; Miwa, K.; Ohba, N.; Fujita, T.; Sato, T.; Yan, Y.; Towata, S.; Chen, M.W.; Orimo, S. Formation of an intermediate compound with a $B_{12}H_{12}$ cluster: Experimental and theoretical studies on magnesium borohydride $Mg(BH_4)_2$. *Nanotechnology* **2009**, *20*, 204013. [[CrossRef](#)] [[PubMed](#)]
91. Züttel, A.; Wenger, P.; Rentsch, S.; Sudan, P.; Mauron, P.; Emmenegger, C. $LiBH_4$ a new hydrogen storage material. *J. Power Sources* **2003**, *118*, 1–7. [[CrossRef](#)]
92. Caputo, R.; Züttel, A. First-principles study of the paths of the decomposition reaction of $LiBH_4$. *Mol. Phys.* **2010**, *108*, 1263–1276. [[CrossRef](#)]
93. Friedrichs, O.; Remhof, A.; Hwang, S.J.; Züttel, A. Role of $Li_2B_{12}H_{12}$ for the formation and decomposition of $LiBH_4$. *Chem. Mater.* **2010**, *22*, 3265–3268. [[CrossRef](#)]
94. Mao, J.; Guo, Z.; Yu, X.; Liu, H. Improved Hydrogen Storage Properties of $NaBH_4$ Destabilized by CaH_2 and $Ca(BH_4)_2$. *J. Phys. Chem. C* **2011**, *115*, 9283–9290. [[CrossRef](#)]
95. Garroni, S.; Milanese, C.; Pottmaier, D.; Mulas, G.; Nolis, P.; Girella, A.; Caputo, R.; Olid, D.; Teixidor, F.; Baricco, M.; et al. Experimental Evidence of $Na_2[B_{12}H_{12}]$ and Na Formation in the Desorption Pathway of the $2NaBH_4 + MgH_2$ System. *J. Phys. Chem. C* **2011**, *115*, 16664–16671. [[CrossRef](#)]
96. Ngene, P.; van den Berg, R.; Verkuijlen, M.H.W.; de Jong, K.P.; de Jongh, P.E. Reversibility of the hydrogen desorption from $NaBH_4$ by confinement in nanoporous carbon. *Energy Environ. Sci.* **2011**, *4*, 4108–4115. [[CrossRef](#)]
97. Kim, C.K.; Scholl, D.S. Crystal Structures and Thermodynamic Investigations of $LiK(BH_4)_2$, KBH_4 , and $NaBH_4$ from First-Principles Calculations. *J. Phys. Chem. C* **2010**, *114*, 678–686. [[CrossRef](#)]
98. Hanada, N.; Chlopek, K.; Frommen, C.; Lohstroh, W.; Fichtner, M. Thermal decomposition of $Mg(BH_4)_2$ under He flow and H_2 pressure. *J. Mater. Chem.* **2008**, *18*, 2611–2614. [[CrossRef](#)]
99. Riktor, M.D.; Sorby, M.H.; Chlopek, K.; Fichtner, M.; Buchter, F.; Züttel, A.; Hauback, B.C. In situ synchrotron diffraction studies of phase transitions and thermal decomposition of $Mg(BH_4)_2$ and $Ca(BH_4)_2$. *J. Mater. Chem.* **2007**, *17*, 4939–4942. [[CrossRef](#)]
100. Li, H.W.; Kikuchi, K.; Nakamori, Y.; Miwa, K.; Towata, S.; Orimo, S. Effects of ball milling and additives on dehydrogenating behaviors of well-crystallized $Mg(BH_4)_2$. *Scr. Mater.* **2007**, *57*, 679–682. [[CrossRef](#)]
101. Pistidda, C.; Garroni, S.; Dolci, F.; Bardají, E.G.; Khandelwal, A.; Nolis, P.; Dornheim, M.; Goslawit, R.; Jensen, T.; Cerenius, Y.; et al. Synthesis of amorphous $Mg(BH_4)_2$ from MgB_2 and H_2 at room temperature. *J. Alloys Compd.* **2010**, *508*, 212–215. [[CrossRef](#)]
102. Zhang, Y.; Majzou, E.; Ozoliņš, V.; Wolverton, C. Theoretical prediction of different decomposition paths for $Ca(BH_4)_2$ and $Mg(BH_4)_2$. *Phys. Rev. B* **2010**, *82*, 174107. [[CrossRef](#)]
103. Kim, Y.; Reed, D.; Lee, Y.-S.; Lee, J.Y.; Shim, J.-H.; Book, D.; Cho, Y.W. Identification of the Dehydrogenated Product of $Ca(BH_4)_2$. *J. Phys. Chem. C* **2009**, *113*, 5865–5871. [[CrossRef](#)]
104. Ozolins, V.; Majzoub, E.H.; Wolverton, C. First-Principles Prediction of Thermodynamically Reversible Hydrogen Storage Reactions in the Li-Mg-Ca-B-H System. *J. Am. Chem. Soc.* **2009**, *131*, 230–237. [[CrossRef](#)] [[PubMed](#)]
105. Caputo, R.; Garroni, S.; Olid, D.; Teixidor, F.; Suriñach, S.; Dolores Baró, M. Can $Na_2[B_{12}H_{12}]$ be a decomposition product of $NaBH_4$? *Phys. Chem. Chem. Phys.* **2010**, *12*, 15093–15100. [[CrossRef](#)] [[PubMed](#)]
106. Cakir, D.; Wijs, G.A.D.; Brocks, G. Native Defects and the Dehydrogenation of $NaBH_4$. *J. Phys. Chem. C* **2011**, *115*, 24429–24434. [[CrossRef](#)]
107. Fedneva, E.M.; Alpatova, V.L.; Mikheeva, V.I. Thermal stability of lithium borohydride. *Transl. Zh. Neorg. Khim. Russ. J. Inorg. Chem.* **1964**, *9*, 826–827.
108. Stasinevich, D.S.; Egorenko, G.A. Thermographic investigation of alkali metal and magnesium tetrahydroborates at pressures up to 10 atm. *Russ. J. Inorg. Chem.* **1968**, *13*, 341–343.
109. Mauron, P.; Buchter, F.; Friedrichs, O.; Remhof, A.; Biemann, M.; Zwicky, C.N.; Züttel, A. Stability and Reversibility of $LiBH_4$. *J. Phys. Chem. B* **2008**, *112*, 906–910. [[CrossRef](#)] [[PubMed](#)]
110. Yan, Y.; Li, H.-W.; Maekawa, H.; Miwa, K.; Towata, S.; Orimo, S. Formation of Intermediate Compound $Li_2B_{12}H_{12}$ during the Dehydrogenation Process of the $LiBH_4$ - MgH_2 System. *J. Phys. Chem. C* **2011**, *115*, 19419. [[CrossRef](#)]

111. Kim, K.-B.; Shim, J.-H.; Park, S.-H.; Choi, I.-S.; Oh, K.H.; Cho, Y.W. Dehydrogenation Reaction Pathway of the $\text{LiBH}_4\text{-MgH}_2$ Composite under Various Pressure Conditions. *J. Phys. Chem. C* **2015**, *119*, 9714. [CrossRef]
112. Martelli, P.; Caputo, R.; Remhof, A.; Mauron, P.; Borgschulte, A.; Züttel, A. Stability and Decomposition of NaBH_4 . *J. Phys. Chem. C* **2010**, *114*, 7173–7177. [CrossRef]
113. Matsunaga, T.; Buchter, F.; Mauron, P.; Bielman, M.; Nakamori, Y.; Orimo, S.; Ohba, N.; Miwa, K.; Towata, S.; Züttel, A. Hydrogen storage properties of $\text{Mg}[\text{BH}_4]_2$. *J. Alloys Compd.* **2008**, *459*, 583–588. [CrossRef]
114. Kuznetsov, V.A.; Dymova, T.N. Evaluation of the standard enthalpies and isobaric potentials of the formation of certain complex hydrides. *Russ. Chem. Bull.* **1971**, *20*, 204–208. [CrossRef]
115. Chlopek, K.; Frommen, C.; Leon, A.; Zabara, O.; Fichtner, M. Synthesis and properties of magnesium tetrahydroborate, $\text{Mg}(\text{BH}_4)_2$. *J. Mater. Chem.* **2007**, *17*, 3496–3503. [CrossRef]
116. Sartori, S.; Knudsen, K.D.; Zhao-Karger, Z.; Bardajj, E.G.; Fichtner, M.; Hauback, B.C. Small-angle scattering investigations of Mg-borohydride infiltrated in activated carbon. *Nanotechnology* **2009**, *20*, 505702. [CrossRef] [PubMed]
117. Severa, G.; Rönnebro, E.; Jensen, C.M. Direct hydrogenation of magnesium boride to magnesium borohydride: Demonstration of >11 weight percent reversible hydrogen storage. *Chem. Commun.* **2010**, *46*, 421–423. [CrossRef] [PubMed]
118. Soloveichik, G.L.; Gao, Y.; Rijssenbeek, J.; Andrus, M.; Kniajanski, S.; Bowman, R.C., Jr.; Hwang, S.-J.; Zhao, J.-C. Magnesium borohydride as a hydrogen storage material: Properties and dehydrogenation pathway of unsolvated $\text{Mg}(\text{BH}_4)_2$. *Int. J. Hydrogen Energy* **2009**, *34*, 916–928. [CrossRef]
119. Barkhordarian, G.; Jensen, T.R.; Doppiu, S.; Bösenberg, U.; Borgschulte, A.; Gremaud, R.; Cerenius, Y.; Dornheim, M.; Klassen, T.; Bormann, R. Formation of $\text{Ca}(\text{BH}_4)_2$ from Hydrogenation of $\text{CaH}_2 + \text{MgB}_2$ Composite. *J. Phys. Chem. C* **2008**, *112*, 2743–2749. [CrossRef]
120. Buchter, F.; Łodziana, Z.; Remhof, A.; Friedrichs, O.; Borgschulte, A.; Mauron, P.; Züttel, A.; Sheptyakov, D.; Barkhordarian, G.; Bormann, R.; et al. Structure of $\text{Ca}(\text{BD}_4)_2$ beta-phase from combined neutron and synchrotron X-ray powder diffraction data and density functional calculations. *J. Phys. Chem. B* **2008**, *112*, 8042–8048. [CrossRef] [PubMed]
121. Buchter, F.; Łodziana, Z.; Remhof, A.; Friedrichs, O.; Borgschulte, A.; Mauron, P.; Züttel, A. Structure of the Orthorhombic γ -Phase and Phase Transitions of $\text{Ca}(\text{BD}_4)_2$. *J. Phys. Chem. C* **2009**, *113*, 17223–17230. [CrossRef]
122. Filinchuk, Y.; Ronnebro, E.; Chandra, D. Crystal structures and phase transformations in $\text{Ca}(\text{BH}_4)_2$. *Acta Mater.* **2009**, *57*, 732–738. [CrossRef]
123. Nickels, E.A.; Jones, M.O.; David, W.I.F.; Johnson, S.R.; Lowton, R.L.; Sommariva, M.; Edwards, P.P. Tuning the Decomposition Temperature in Complex Hydrides: Synthesis of a Mixed Alkali Metal Borohydride. *Angew. Chem.* **2008**, *47*, 2817–2819. [CrossRef] [PubMed]
124. Schlesinger, H.I.; Brown, H.C. Sodium borohydride, its hydrolysis and its use as a reducing agent and in the generation of hydrogen. *J. Am. Chem. Soc.* **1953**, *75*, 219–221. [CrossRef]
125. Energy.com. Available online: <https://energy.gov/eere/fuelcells/downloads/hydrogen-storage-materials-requirements-meet-2017-board-hydrogen-storage> (accessed on 25 July 2017).
126. Au, M.; Jurgensen, A.; Zeigler, K. Modified Lithium Borohydrides for Reversible Hydrogen Storage. *J. Phys. Chem. B* **2006**, *110*, 26482–26487. [CrossRef] [PubMed]
127. Eigen, N.; Bösenberg, U.; Bellosta von Colbe, J.M.; Jensen, T.R.; Cerenius, Y.; Dornheim, M.; Klassen, T.; Bormann, R. Reversible hydrogen storage in NaF–Al composites. *J. Alloys Compd.* **2009**, *477*, 76–80. [CrossRef]
128. Brinks, H.W.; Fossdal, A.; Hauback, B.C. Adjustment of the Stability of Complex Hydrides by Anion Substitution. *J. Phys. Chem. C* **2008**, *112*, 5658–5661. [CrossRef]
129. Corno, M.; Pinatel, E.; Ugliengo, P.; Baricco, M. A computational study on the effect of fluorine substitution in LiBH_4 . *J. Alloys Compd.* **2011**, *509*, s679–s683. [CrossRef]
130. Li, H.-W.; Orimo, S.; Nakamori, Y.; Miwa, K.; Ohba, N.; Towata, S.; Züttel, A. Materials designing of metal borohydrides: Viewpoints from thermodynamical stabilities. *J. Alloys Compd.* **2007**, *446–447*, 315–318. [CrossRef]
131. Libowitz, G.G.; Hayes, H.F.; Gibb, T.R.P. The System Zirconium-Nickel and Hydrogen. *J. Phys. Chem.* **1958**, *62*, 76–79. [CrossRef]
132. Reilly, J.J.; Wiswall, R.H. The reaction of hydrogen with alloys of magnesium and nickel and formation of Mg_2NiH_4 . *Inorg. Chem.* **1968**, *7*, 2254–2256. [CrossRef]

133. Chen, P.; Xiong, Z.; Luo, J.; Lin, J.; Tan, K.L. Interaction of hydrogen with metal nitrides and imides. *Nature* **2002**, *420*, 302–304. [[CrossRef](#)] [[PubMed](#)]
134. Vajo, J.J.; Mertens, F.; Ahn, C.C.; Bowman, R.C.; Fultz, B. Altering Hydrogen Storage Properties by Hydride Destabilization through Alloy Formation: LiH and MgH₂ Destabilized with Si. *J. Phys. Chem. B* **2004**, *108*, 13977–13983. [[CrossRef](#)]
135. Barkhordarian, G.; Klassen, T.; Dornheim, M.; Bormann, R. Unexpected kinetic effect of MgB₂ in reactive hydride composites containing complex borohydrides. *J. Alloys Compd.* **2007**, *440*, L18–L21. [[CrossRef](#)]
136. Bösenberg, U.; Ravnsbæk, D.B.; Hagemann, H.; D’Anna, V.; Minella, C.B.; Pistidda, C.; Beek, W.; Jensen, T.R.; Bormann, R.; Dornheim, M. Pressure and temperature influence on the desorption pathway of the LiBH₄–MgH₂ composite system. *J. Phys. Chem. C* **2010**, *114*, 15212–15217. [[CrossRef](#)]
137. Bonatto Minella, C.; Garroni, S.; Olid, D.; Teixidor, F.; Pistidda, C.; Lindemann, I.; Gutfleisch, O.; Baró, M.D.; Bormann, R.; Klassen, T.; et al. Experimental evidence of Ca[B₁₂H₁₂] formation during decomposition of a Ca(BH₄)₂ + MgH₂ based reactive hydride composite. *J. Phys. Chem. C* **2011**, *115*, 18010–18014. [[CrossRef](#)]
138. Fichtner, M. Properties of nanoscale metal hydrides. *Nanotechnology* **2009**, *20*, 204009. [[CrossRef](#)] [[PubMed](#)]
139. Kim, K.C.; Dai, B.; Johnson, J.K.; Sholl, D.S. Assessing nanoparticle size effects on metal hydride thermodynamics using the Wulff construction. *Nanotechnology* **2009**, *20*, 204001. [[CrossRef](#)] [[PubMed](#)]
140. Vajo, J.J. Influence of nano-confinement on the thermodynamics and dehydrogenation kinetics of metal hydrides. *Curr. Opin. Solid State Mater. Sci.* **2011**, *15*, 52–61. [[CrossRef](#)]
141. Nielsen, K.N.; Besenbacher, F.; Jensen, T.R. Nanoconfined hydrides for energy storage. *Nanoscale* **2011**, *3*, 2086–2098. [[CrossRef](#)] [[PubMed](#)]
142. Züttel, A.; Rentsch, S.; Fischer, P.; Wenger, P.; Sudan, P.; Mauron, P.; Emmenegger, C. Hydrogen storage properties of LiBH₄. *J. Alloy Compd.* **2003**, *356–357*, 515–520. [[CrossRef](#)]
143. Zhang, Y.; Zhang, W.-S.; Fan, M.-Q.; Liu, S.-S.; Chu, H.-L.; Zhang, Y.-H.; Gao, X.-Y.; Sun, L.-X. Enhanced Hydrogen Storage Performance of LiBH₄–SiO₂–TiF₃ Composite. *J. Phys. Chem. C* **2008**, *112*, 4005–4010. [[CrossRef](#)]
144. Mosegaard, L.; Møller, B.; Jørgensen, J.-E.; Filinchuk, Y.; Cerenius, Y.; Hanson, J.C.; Dimasi, E.; Besenbacher, F.; Jensen, T.R. Reactivity of LiBH₄: In Situ Synchrotron Radiation Powder X-ray Diffraction Study. *J. Phys. Chem. C* **2008**, *112*, 1299–1303. [[CrossRef](#)]
145. Au, M.; Jurgensen, A.R.; Spencer, W.A.; Anton, D.L.; Pinkerton, F.E.; Hwang, S.-J.; Kim, C.; Bowman, R.C. Stability and Reversibility of Lithium Borohydrides Doped by Metal Halides and Hydrides. *J. Phys. Chem. C* **2008**, *112*, 18661–18671. [[CrossRef](#)]
146. Vajo, J.J.; Skeith, S.L.; Mertens, F. Reversible Storage of Hydrogen in Destabilized LiBH₄. *J. Phys. Chem. B* **2005**, *109*, 3719–3722. [[CrossRef](#)] [[PubMed](#)]
147. Zavorotynska, O.; Corno, M.; Pinatel, E.; Rude, L.H.; Ugliengo, P.; Jensen, T.R.; Baricco, M. Theoretical and Experimental Study of LiBH₄–LiCl Solid Solution. *Crystals* **2012**, *2*, 144–158. [[CrossRef](#)]
148. Rude, L.H.; Zavorotynska, O.; Arnbjerg, L.M.; Ravnsbæk, D.B.; Malmkjær, R.A.; Grove, H.; Hauback, B.C.; Baricco, M.; Filinchuk, Y.; Besenbacher, F.; et al. Bromide substitution in lithium borohydride, LiBH₄–LiBr. *Int. J. Hydrogen Energy* **2011**, *36*, 15664–15672. [[CrossRef](#)]
149. Rude, L.H.; Groppo, E.; Arnbjerg, L.M.; Ravnsbæk, D.B.; Malmkjær, R.A.; Filinchuk, Y.; Baricco, M.; Besenbacher, F.; Jensen, T.R. Iodide substitution in lithium borohydride, LiBH₄–LiI. *J. Alloys Compd.* **2011**, *509*, 8299–8305. [[CrossRef](#)]
150. Gennari, F.C.; Albanesi, L.F.; Puzkiel, J.A.; Larochette, P.A. Reversible hydrogen storage from 6LiBH₄–MCl₃ (M = Ce, Gd) composites by in-situ formation of MH₂. *Int. J. Hydrogen Energy* **2011**, *36*, 563–570. [[CrossRef](#)]
151. Xia, G.L.; Guo, Y.H.; Wu, Z.; Yu, X.B. Enhanced hydrogen storage performance of LiBH₄–Ni composite. *J. Alloys Compd.* **2009**, *479*, 545–548. [[CrossRef](#)]
152. Xu, J.; Yu, X.; Zou, Z.; Li, Z.; Wu, Z.; Akins, D.L.; Yang, H. Enhanced dehydrogenation of LiBH₄ catalyzed by carbon-supported Pt nanoparticles. *Chem. Commun.* **2008**, *44*, 5740–5742. [[CrossRef](#)] [[PubMed](#)]
153. Kang, X.-D.; Wang, P.; Ma, L.-P.; Cheng, H.-M. Reversible hydrogen storage in LiBH₄ destabilized by milling with Al. *Appl. Phys. A* **2007**, *89*, 963–966. [[CrossRef](#)]
154. Ngene, P.; van Zwienen, M.; de Jongh, P.E. Reversibility of the hydrogen desorption from LiBH₄: A synergetic effect of nanoconfinement and Ni addition. *Chem. Commun.* **2010**, *46*, 8201–8203. [[CrossRef](#)] [[PubMed](#)]

155. Fang, Z.-Z.; Kang, X.-D.; Wang, P.; Cheng, H.-M. Improved Reversible Dehydrogenation of Lithium Borohydride by Milling with As-Prepared Single-Walled Carbon Nanotubes. *J. Phys. Chem. C* **2008**, *112*, 17023–17029. [[CrossRef](#)]
156. Shao, J.; Xiao, X.; Fan, X.; Zhang, L.; Li, S.; Ge, H.; Wang, Q.; Chen, L. Low-Temperature Reversible Hydrogen Storage Properties of LiBH₄: A Synergetic Effect of Nanoconfinement and Nanocatalysis. *J. Phys. Chem. C* **2014**, *118*, 11252–11260. [[CrossRef](#)]
157. Vajo, J.J.; Olson, G.L. Hydrogen storage in destabilized chemical systems. *Scr. Mater.* **2007**, *56*, 829–834. [[CrossRef](#)]
158. Alapati, S.V.; Johnson, J.K.; Sholl, D.S. Identification of destabilized metal hydrides for hydrogen storage using first principles calculations. *J. Phys. Chem. B* **2006**, *110*, 8769–8776. [[CrossRef](#)] [[PubMed](#)]
159. Bösenberg, U.; Kim, J.W.; Gosslar, D.; Eigen, N.; Jensen, T.R.; Bellosta von Colbe, J.M.; Zhou, Y.; Dahms, M.; Kim, D.H.; Günther, R.; et al. Role of additives in LiBH₄–MgH₂ reactive hydride composites for sorption kinetics. *Acta Mater.* **2010**, *58*, 3381–3389. [[CrossRef](#)]
160. Deprez, E.; Justo, A.; Rojas, T.C.; López-Cartés, C.; Bonatto Minella, C.; Bösenberg, U.; Dornheim, M.; Bormann, R.; Fernández, A. Microstructural study of the LiBH₄–MgH₂ reactive hydride composite with and without Ti-isopropoxide additive. *Acta Mater.* **2010**, *58*, 5683–5694. [[CrossRef](#)]
161. Deprez, E.; Muñoz-Márquez, M.A.; Rolán, M.A.; Prestipino, C.; Palomares, F.J.; Minella, C.B.; Bösenberg, U.; Dornheim, M.; Bormann, R.; Fernández, A. Oxidation state and local structure of Ti-based additives in the reactive hydride composite 2LiBH₄ + MgH₂. *J. Phys. Chem. C* **2010**, *114*, 3309–3317. [[CrossRef](#)]
162. Busch, N.; Jepsen, J.; Pistidda, C.; Puzskiel, J.A.; Karimi, F.; Milanese, C.; Tolkiehn, M.; Chaudhary, A.-L.; Klassen, T.; Dornheim, M. Influence of milling parameters on the sorption properties of the LiH + MgB₂ system doped with TiCl₃. *J. Alloys Compd.* **2015**, *645*, S299–S303. [[CrossRef](#)]
163. Gosalawit-Utke, R.; Milanese, C.; Javadian, P.; Jepsen, J.; Laipple, D.; Karmi, F.; Puzskiel, J.; Jensen, T.R.; Marini, A.; Klassen, T.; et al. Nanoconfined 2LiBH₄–MgH₂–TiCl₃ in carbon aerogel scaffold for reversible hydrogen storage. *Int. J. Hydrogen Energy* **2013**, *38*, 3275–3282. [[CrossRef](#)]
164. Gosalawit-Utke, R.; Nielsen, T.K.; Saldan, I.; Laipple, D.; Cerenius, Y.; Jensen, T.R.; Klassen, T.; Dornheim, M. Nanoconfined 2LiBH₄–MgH₂ Prepared by Direct Melt Infiltration into Nanoporous Materials. *J. Phys. Chem. C* **2011**, *115*, 10903–10910. [[CrossRef](#)]
165. Jepsen, J.; Bellosta von Colbe, J.M.; Klassen, T.; Dornheim, M. Economic potential of complex hydrides compared to conventional hydrogen storage systems. *Int. J. Hydrogen Energy* **2012**, *37*, 4204–4214. [[CrossRef](#)]
166. Jepsen, J.; Milanese, C.; Girella, A.; Lozano, G.A.; Pistidda, C.; Bellosta Von Colbe, J.M.; Marini, A.; Klassen, T.; Dornheim, M. Compaction pressure influence on material properties and sorption behaviour of LiBH₄–MgH₂ composite. *Int. J. Hydrogen Energy* **2013**, *38*, 8357–8366. [[CrossRef](#)]
167. Shim, J.H.; Lim, J.H.; Rather, S.; Lee, Y.S.; Reed, D.; Kim, Y.; Book, D.; Cho, Y.W. Effect of hydrogen back pressure on dehydrogenation behavior of LiBH₄-based reactive hydride composites. *J. Phys. Chem. Lett.* **2009**, *1*, 59–63. [[CrossRef](#)]
168. Puzskiel, J.A.; Gennari, F.C.; Larochette, P.A.; Ramallo-López, J.M.; Vainio, U.; Karimi, F.; Pranzas, P.K.; Troiani, H.; Pistidda, C.; Jepsen, J.; et al. Effect of Fe additive on the hydrogenation-dehydrogenation properties of 2LiH + MgB₂/2LiBH₄ + MgH₂ system. *J. Power Sources* **2015**, *284*, 606–616. [[CrossRef](#)]
169. Cova, F.; Rönnebro, E.C.E.; Choi, Y.J.; Gennari, F.C.; Arneodo Larochette, P. New Insights into the Thermodynamic Behavior of 2LiBH₄–MgH₂ Composite for Hydrogen Storage. *J. Phys. Chem. C* **2015**, *119*, 15816–15822. [[CrossRef](#)]
170. Zhong, Y.; Wan, X.; Ding, Z.; Shaw, L.L. New dehydrogenation pathway of LiBH₄ + MgH₂ mixtures enabled by nanoscale LiBH₄. *Int. J. Hydrogen Energy* **2016**, *41*, 22104. [[CrossRef](#)]
171. Xia, G.; Tan, Y.; Wu, F.; Fang, F.; Sun, D.; Guo, Z.; Liu, H.; Yu, X. Mixed-metal (Li, Al) amidoborane: Synthesis and enhanced hydrogen storage properties. *Nano Energy* **2016**, *26*, 488. [[CrossRef](#)]
172. Puzskiel, J.; Castro Riglos, M.V.; Karimi, F.; Santoru, A.; Pistidda, C.; Klassen, T.; Bellosta von Colbe, J.M.; Dornheim, M. Changing the dehydrogenation pathway of LiBH₄–MgH₂ via nanosized lithiated TiO₂. *Phys. Chem. Chem. Phys.* **2017**, *19*, 7455–7460. [[CrossRef](#)] [[PubMed](#)]
173. Puzskiel, J.; Castro Riglos, M.V.; Ramallo-López, J.M.; Mizrahi, M.; Karimi, F.; Santoru, A.; Hoell, A.; Gennari, F.C.; Arneodo Larochette, P.; Pistidda, C.; et al. A novel catalytic route for hydrogenation–dehydrogenation of 2LiH + MgB₂ via in situ formed core–shell Li_xTiO₂ nanoparticles. *J. Mater. Chem. A* **2017**, *5*, 12922. [[CrossRef](#)]

174. Vajo, J.J.; Li, W.; Liu, P. Thermodynamic and kinetic destabilization in $\text{LiBH}_4/\text{Mg}_2\text{NiH}_4$: Promise for borohydride-based hydrogen storage. *Chem. Commun.* **2010**, *46*, 6687–6689. [[CrossRef](#)] [[PubMed](#)]
175. Mao, J.; Guo, Z.; Nevirkovets, I.P.; Liu, H.K.; Dou, S.X. Hydrogen De-/Absorption Improvement of NaBH_4 Catalyzed by Titanium-Based Additives. *J. Phys. Chem. C* **2012**, *116*, 1596–1604. [[CrossRef](#)]
176. Humphries, T.D.; Kalantzopoulos, G.N.; Llamas-Jansa, I.; Olsen, J.E.; Hauback, B.C. Reversible Hydrogenation Studies of NaBH_4 Milled with Ni-Containing Additives. *J. Phys. Chem. C* **2013**, *117*, 6060–6065. [[CrossRef](#)]
177. Mao, J.F.; Yu, X.B.; Guo, Z.P.; Liu, H.K.; Wu, Z.; Ni, J. Enhanced hydrogen storage performances of $\text{NaBH}_4\text{-MgH}_2$ system. *J. Alloys Compd.* **2009**, *479*, 619–623. [[CrossRef](#)]
178. Garroni, S.; Pistidda, C.; Brunelli, M.; Vaughan, G.B.M.; Suriñach, S.; Baró, M.D. Hydrogen desorption mechanism of $2\text{NaBH}_4 + \text{MgH}_2$ composite prepared by high-energy ball milling. *Scr. Mater.* **2009**, *60*, 1129–1132. [[CrossRef](#)]
179. Dornheim, M. *Handbook of Hydrogen Storage*; Hirscher, M., Ed.; Wiley-VCH: New York, NY, USA, 2010; pp. 187–214.
180. Garroni, S.; Milanese, C.; Girella, A.; Marini, A.; Mulas, G.; Menéndez, E.; Pistidda, C.; Dornheim, M.; Suriñach, S.; Baró, M.D. Sorption properties of $\text{NaBH}_4/\text{MH}_2$ (M = Mg, Ti) powder systems. *Int. J. Hydrogen Energy* **2010**, *35*, 5434–5441. [[CrossRef](#)]
181. Li, G.Q.; Matsuo, M.; Deledda, S.; Hauback, B.C.; Orimo, S. Dehydrogenating Property of NaBH_4 Combined with Mg_2FeH_6 . *Mater. Trans.* **2014**, *55*, 1141–1143. [[CrossRef](#)]
182. Afonso, G.; Bonakdarpour, A.; Wilkinson, D.P. Hydrogen Storage Properties of the Destabilized $4\text{NaBH}_4/5\text{Mg}_2\text{NiH}_4$ Composite System. *J. Phys. Chem. C* **2013**, *117*, 21105–21111. [[CrossRef](#)]
183. Al-Kukhun, A.; Hwang, H.T.; Varma, A. NbF_5 additive improves hydrogen release from magnesium borohydride. *Int. J. Hydrogen Energy* **2012**, *37*, 17671–17677. [[CrossRef](#)]
184. Bardaji, E.G.; Hanada, N.; Zabara, O.; Fichtner, M. Effect of several metal chlorides on the thermal decomposition behaviour of $\alpha\text{-Mg}(\text{BH}_4)_2$. *Int. J. Hydrogen Energy* **2011**, *36*, 12313–12318. [[CrossRef](#)]
185. Saldan, I.; Frommen, C.; Llamas-Jansa, I.; Kalantzopoulos, G.N.; Hino, S.; Arstad, B.; Heyn, R.H.; Zavorotynska, O.; Deledda, S.; Sørby, M.H.; et al. Hydrogen storage properties of $\gamma\text{-Mg}(\text{BH}_4)_2$ modified by MoO_3 and TiO_2 . *Int. J. Hydrogen Energy* **2015**, *40*, 12286–12293. [[CrossRef](#)]
186. Saldan, I.; Hino, S.; Humphries, T.D.; Zavorotynska, O.; Chong, M.; Jensen, C.M.; Deledda, D.; Hauback, B.C. Structural changes observed during the reversible hydrogenation of $\text{Mg}(\text{BH}_4)_2$ with Ni-based additives. *J. Phys. Chem. C* **2014**, *118*, 23376–23384. [[CrossRef](#)]
187. Zavorotynska, O.; Deledda, S.; Vitillo, J.; Saldan, I.; Guzik, M.; Baricco, M.; Walmsley, J.C.; Muller, J.; Hauback, B.C. Combined X-ray and Raman Studies on the Effect of Cobalt Additives on the Decomposition of Magnesium Borohydride. *Energies* **2015**, *8*, 9173–9190. [[CrossRef](#)]
188. Zavorotynska, O.; Saldan, I.; Hino, S.; Humphries, T.D.; Deledda, S.; Hauback, B.C. Hydrogen cycling in $[\gamma\text{-Mg}(\text{BH}_4)_2]$ with cobalt-based additives. *J. Mater. Chem. A* **2015**, *3*, 6592–6602. [[CrossRef](#)]
189. Yan, Y.; Remhof, A.; Rentsch, D.; Züttel, A.; Giri, S.; Jena, P. A novel strategy for reversible hydrogen storage in $\text{Ca}(\text{BH}_4)_2$. *Chem. Commun.* **2015**, *51*, 11008–11011. [[CrossRef](#)] [[PubMed](#)]
190. Kim, J.-H.; Jin, S.-A.; Shim, J.-H.; Cho, Y.W. Reversible hydrogen storage in calcium borohydride $\text{Ca}(\text{BH}_4)_2$. *Scr. Mater.* **2008**, *58*, 481–483.
191. Kim, J.-H.; Shim, J.-H.; Cho, Y.W. On the reversibility of hydrogen storage in Ti- and Nb-catalyzed $\text{Ca}(\text{BH}_4)_2$. *J. Power Sources* **2008**, *181*, 140–143. [[CrossRef](#)]
192. Bonatto Minella, C.; Garroni, S.; Pistidda, C.; Gosalawit-Utke, R.; Barkhordarian, G.; Rongeat, C.; Lindemann, I.; Gutfleisch, O.; Jensen, T.R.; Cerenius, Y.; et al. Effect of Transition Metal Fluorides on the Sorption Properties and Reversible Formation of $\text{Ca}(\text{BH}_4)_2$. *J. Phys. Chem. C* **2011**, *115*, 2497–2504. [[CrossRef](#)]
193. Rongeat, C.; D’Anna, V.; Hagemann, H.; Borgschulte, A.; Züttel, A.; Schultz, L.; Gutfleisch, O. Effect of additives on the synthesis and reversibility of $\text{Ca}(\text{BH}_4)_2$. *J. Alloys Compd.* **2010**, *493*, 281–287. [[CrossRef](#)]
194. Ronnebro, E.; Majzoub, E.H. Calcium borohydride for hydrogen storage: Catalysis and reversibility. *J. Phys. Chem. B* **2007**, *111*, 12045–12047. [[CrossRef](#)] [[PubMed](#)]
195. Bonatto Minella, C.; Pellicer, E.; Rossinyol, E.; Karimi, F.; Pistidda, C.; Garroni, S.; Milanese, C.; Nolis, P.; Dolores Baro, M.; Gutfleisch, O.; et al. Chemical state, distribution, and role of Ti- and Nb-based additives on the $\text{Ca}(\text{BH}_4)_2$ system. *J. Phys. Chem. C* **2013**, *117*, 4394–4403. [[CrossRef](#)]

196. Kelly, P.M.; Zhang, M.X. Edge-to-edge matching—The fundamentals. *Metall. Mater. Trans.* **2006**, *37*, 833–839. [[CrossRef](#)]
197. Zhang, M.X.; Kelly, P.M. Edge-to-edge matching model for predicting orientation relationships and habit planes—the improvements. *Scr. Mater.* **2005**, *52*, 963–968. [[CrossRef](#)]
198. Karimi, F.; Klaus Pranzas, P.; Pistidda, C.; Puzkiel, J.A.; Milanese, C.; Vainio, U.; Paskevicius, M.; Emmeler, T.; Santoru, A.; Utke, R.; et al. Structural and kinetic investigation of the hydride composite $\text{Ca}(\text{BH}_4)_2 + \text{MgH}_2$ system doped with NbF_5 for solid-state hydrogen storage. *Phys. Chem. Chem. Phys.* **2015**, *17*, 27328–27342. [[CrossRef](#)] [[PubMed](#)]
199. Karimi, F.; Pranzas, P.K.; Hoell, A.; Vainio, U.; Welter, E.; Raghuwanshi, V.S.; Pistidda, C.; Dornheim, M.; Klassen, T.; Schreyer, A. Structural analysis of calcium reactive hydride composite for solid state hydrogen storage. *J. Appl. Crystallogr.* **2014**, *47*, 67–75. [[CrossRef](#)]
200. Bonatto Minella, C.; Pistidda, C.; Garroni, S.; Nolis, P.; Baró, M.D.; Gutfleisch, O.; Klassen, T.; Bormann, R.; Dornheim, M. $\text{Ca}(\text{BH}_4)_2 + \text{MgH}_2$: Desorption Reaction and Role of Mg on Its Reversibility. *J. Phys. Chem. C* **2013**, *117*, 3846–3852. [[CrossRef](#)]
201. Bergemann, N.; Pistidda, C.; Milanese, C.; Emmeler, T.; Karimi, F.; Chaudhary, A.-L.; Chierotti, M.R.; Klassen, T.; Dornheim, M. $\text{Ca}(\text{BH}_4)_2\text{-Mg}_2\text{NiH}_4$: On the pathway to a $\text{Ca}(\text{BH}_4)_2$ system with a reversible hydrogen cycle. *Chem. Commun.* **2016**, *52*, 4836–4839. [[CrossRef](#)] [[PubMed](#)]
202. Jepsen, J. Technical and Economic Evaluation of Hydrogen Storage Systems based on Light Metal Hydrides. Ph.D. Thesis, Helmut Schmidt University, Holstenhofweg, Hamburg, Germany, 17 December 2013.



© 2017 by the authors. Licensee MDPI, Basel, Switzerland. This article is an open access article distributed under the terms and conditions of the Creative Commons Attribution (CC BY) license (<http://creativecommons.org/licenses/by/4.0/>).