

## Synthesis of Functionalized 1H-Indenes and Benzofulvenes through Iodocyclization of ortho-(Alkynyl)styrenes

Patricia García-García, Ana M. Sanjuán, Muhammad A. Rashid, Alberto Martínez-Cuezva, Manuel Angel Fernandez-Rodriguez, Félix Rodríguez, and Roberto Sanz

*J. Org. Chem.*, **Just Accepted Manuscript** • DOI: 10.1021/acs.joc.6b02788 • Publication Date (Web): 19 Dec 2016

Downloaded from <http://pubs.acs.org> on December 21, 2016

### Just Accepted

“Just Accepted” manuscripts have been peer-reviewed and accepted for publication. They are posted online prior to technical editing, formatting for publication and author proofing. The American Chemical Society provides “Just Accepted” as a free service to the research community to expedite the dissemination of scientific material as soon as possible after acceptance. “Just Accepted” manuscripts appear in full in PDF format accompanied by an HTML abstract. “Just Accepted” manuscripts have been fully peer reviewed, but should not be considered the official version of record. They are accessible to all readers and citable by the Digital Object Identifier (DOI®). “Just Accepted” is an optional service offered to authors. Therefore, the “Just Accepted” Web site may not include all articles that will be published in the journal. After a manuscript is technically edited and formatted, it will be removed from the “Just Accepted” Web site and published as an ASAP article. Note that technical editing may introduce minor changes to the manuscript text and/or graphics which could affect content, and all legal disclaimers and ethical guidelines that apply to the journal pertain. ACS cannot be held responsible for errors or consequences arising from the use of information contained in these “Just Accepted” manuscripts.



1  
2  
3  
4  
5  
6  
7  
8  
9  
10  
11  
12  
13  
14  
15  
16  
17  
18  
19  
20  
21  
22  
23  
24  
25  
26  
27  
28  
29  
30  
31  
32  
33  
34  
35  
36  
37  
38  
39  
40  
41  
42  
43  
44  
45  
46  
47  
48  
49  
50  
51  
52  
53  
54  
55  
56  
57  
58  
59  
60

# Synthesis of Functionalized 1*H*-Indenes and Benzofulvenes through Iodocyclization of *ortho*- (Alkynyl)styrenes

*Patricia García-García,\*† Ana M. Sanjuán,‡ Muhammad A. Rashid,‡,a Alberto Martínez-Cuezva,‡,b*

*Manuel A. Fernández-Rodríguez,‡ Félix Rodríguez,§ and Roberto Sanz\*,‡*

*† Departamento de Química Orgánica y Química Inorgánica, Universidad de Alcalá, 28871-Alcalá de  
Henares, Madrid (Spain)*

*‡ Área de Química Orgánica, Departamento de Química, Facultad de Ciencias, Universidad de  
Burgos, Pza. Misael Bañuelos s/n, 09001-Burgos (Spain)*

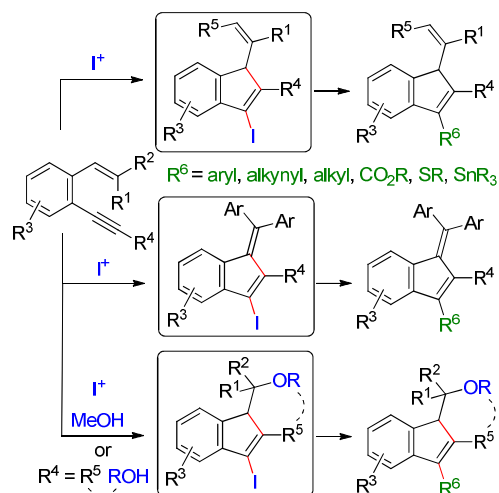
*§ Instituto Universitario de Química Organometálica “Enrique Moles”, Universidad de Oviedo,  
C/Julián Clavería, 8, 33006-Oviedo (Spain)*

*a Current address: Department of Chemistry, University of Agriculture, Faisalabad (Pakistan)*

*b Current address: Departamento de Química Orgánica, Facultad de Química; Regional Campus of  
International Excellence “Campus Mare Nostrum”; Universidad de Murcia, 30100-Murcia (Spain)*

patricia.garciagarci@uah.es

rsd@ubu.es



## ABSTRACT:

A convenient method for the preparation of synthetically useful 3-iodoindene derivatives has been developed. This protocol, based on the 5-*endo* iodocyclization reaction of *o*-(alkynyl)styrenes, represents one of the scarce examples of halocyclizations using olefins as nucleophilic counterparts, and allows the synthesis of both 3-iodo-1*H*-indenes (from  $\beta$ -alkyl- $\beta$ -alkyl/aryl *o*-(alkynyl)styrenes) and 3-iodobenzofulvenes (from  $\beta,\beta$ -diaryl *o*-(alkynyl)styrenes) in good yields under mild reaction conditions. Besides, related alkoxyiodocyclization processes are described, which are particularly interesting in their intramolecular version because they allow the synthesis of heteropolycyclic structures containing the indene core. Finally, the usefulness of the prepared 3-iodoindenes has been demonstrated by the synthesis of several polysubstituted indene derivatives through conventional palladium-catalyzed cross-coupling reactions and iodine-lithium exchange processes.

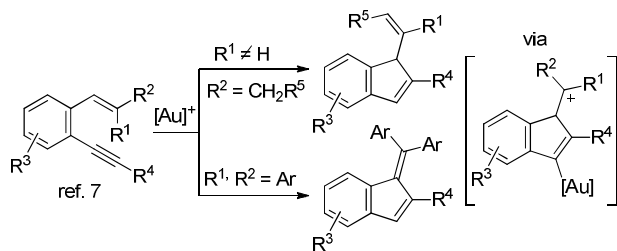
## INTRODUCTION

Indene derivatives, including methyleneindenes (benzofulvenes), are privileged scaffolds in organic chemistry. These molecules are present in the structure of many biologically active compounds<sup>1-4</sup> and they have also found application in material chemistry<sup>5-9</sup> and as ligands in metal catalysis.<sup>10-11</sup> Therefore, several approaches for the synthesis of 1*H*-indenes and benzofulvenes have been described.<sup>12</sup> In particular, haloindenes are highly attractive building blocks, as they provide opportunity for subsequent functionalization. Therefore, the search for new simple, efficient, and general methods for the synthesis of haloindenes is an active field in organic chemistry.<sup>13</sup>

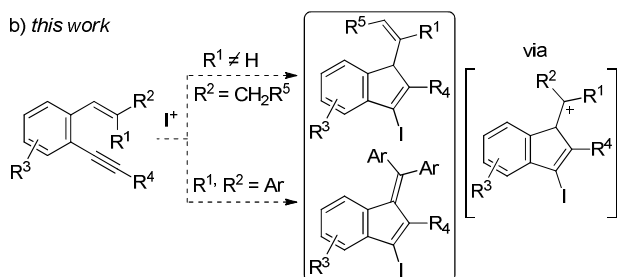
On the course of our studies on gold-catalyzed cyclizations of 1,3-dien-5-ynes<sup>14-19</sup> we have reported practical methods for the synthesis of 1*H*-indenes<sup>17-19</sup> and benzofulvenes<sup>16</sup> by cycloisomerization of appropriately substituted *o*-(alkynyl)styrenes (Scheme 1a). The reaction is in both cases based on the nucleophilic attack of the olefin unit to the gold-coordinated triple bond. Taking into account these results and considering the known ability of iodonium species to activate alkynes,<sup>20,21</sup> we thought that the 5-*endo* iodocyclization of *o*-(alkynyl)styrenes could provide a useful method for the synthesis of 3-iodo-1*H*-indenes and 3-iodobenzofulvenes (Scheme 1b).<sup>22</sup>

**SCHEME 1. Reported gold-catalyzed cycloisomerizations of *o*-(alkynyl)styrenes, and proposed synthesis of 3-iodo-1*H*-indenes and 3-iodobenzofulvenes.**

a) 5-*endo* gold-catalyzed cycloisomerization of *o*-(alkynyl)styrenes



b) *this work*



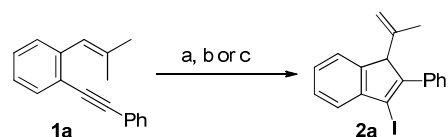
1 Although it is well known that iodocyclizations involving alkynes are valuable transformations for  
2 the synthesis of a variety of functionalized cyclic structures,<sup>20,21</sup> it should be noted that iodocyclization  
3 processes involving the addition of carbon-centered nucleophiles to alkynes are an underdeveloped  
4 area.<sup>23</sup> Particularly, the iodocyclization of enyne derivatives (and related compounds such as *o*-  
5 (alkynyl)styrenes) has received very little attention. The work of S. F. Kirsch and co-workers on the 6-  
6 *endo* iodocyclization of 1,5-enynes<sup>24-27</sup> and 5- and 6-*exo* iodocyclization of 1,6-enynes<sup>26,28</sup> should be  
7 remarked upon at this point. In this context, we have recently reported pioneering preliminary results  
8 regarding the 5-*endo* iodocyclization reaction proposed in Scheme 1b for the synthesis of 1*H*-  
9 indenenes.<sup>29,30</sup> Herein we provide a detailed investigation on this area, including its application for the  
10 preparation of benzofulvenes.<sup>31</sup>

## 26 RESULTS AND DISCUSSION

### 29 Initial results:

30 At the beginning of the project we thought that the best way to get the desired 5-*endo* iodocyclization  
31 reaction could be the use of  $\beta,\beta$ -disubstituted *o*-(alkynyl)styrenes, because upon the intramolecular  
32 addition of the alkene to the activated alkyne a relatively stable tertiary carbocation would be formed  
33 (Scheme 1b). With this idea in mind, we initially selected  $\beta,\beta$ -dimethyl *o*-(alkynyl)styrene **1a** as  
34 model substrate to check the viability of our proposal. Gratifyingly, **1a** cleanly afforded the  
35 iodoindene **2a** (71% yield) when stirred with *N*-iodosuccinimide (NIS) in dichloromethane at room  
36 temperature for 24 h (Scheme 2, conditions a). The yield could be improved (85%) and the reaction  
37 time reduced (3 h) by performing the process at reflux (Scheme 2, conditions b). Interestingly, we also  
38 observed that the reaction could be done with molecular iodine in the presence of a base ( $K_3PO_4$ )  
39 instead of NIS (Scheme 2, conditions c). However, under these conditions compound **2a** was isolated  
40 in slightly lower yield (74%). These results demonstrated the feasibility of our proposed synthesis of  
41 3-iodo-1*H*-indenenes through a 5-*endo* halocyclization reaction of enyne derivatives.

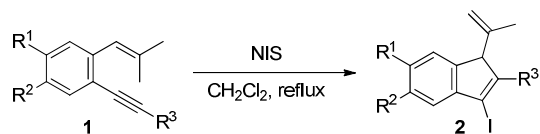
## SCHEME 2. Proof of concept and initial experiments.



- a) NIS (3 equiv.), CH<sub>2</sub>Cl<sub>2</sub>, RT, 24 h 71%  
 b) NIS (3 equiv.), CH<sub>2</sub>Cl<sub>2</sub>, reflux, 3 h 85%  
 c) I<sub>2</sub>/K<sub>3</sub>PO<sub>4</sub> (3 equiv.), CH<sub>2</sub>Cl<sub>2</sub>, RT, 1 h 74%

Synthesis of 3-iodo-1*H*-indenes **2** by iodocyclization of *o*-(alkynyl)styrenes **1**:

Once the potential of *o*-(alkynyl)styrenes as precursors of 3-iodo-1*H*-indenes had been demonstrated, we explored the scope and limitations of this transformation. We initially tested the iodocyclization of diverse  $\beta,\beta$ -dimethyl *o*-(alkynyl)styrenes **1** with NIS as the iodinating agent (Table 1). Gratifyingly, 3-iodo-1*H*-indenes with various substituents at the aromatic ring, including electron-withdrawing (entries 2–3) or electron-donating groups (entry 4) could be efficiently synthesized. Moreover, 3-iodo-1*H*-indenes with aromatic (entries 1–5), heteroaromatic (entry 6), aliphatic (entries 7–9), and heteroatomic (entry 10) groups at C-2 could be easily obtained by using as substrate the *o*-(alkynyl)styrene appropriately substituted at the terminal position of the alkyne. Nevertheless, decomposition was observed for an *o*-(alkynyl)styrene having an iodine at this position, whereas the corresponding terminal or TMS-substituted alkynes were not reactive in the presence of NIS. The iodocyclization of  $\beta,\beta$ -dimethyl *o*-(alkynyl)styrenes **1** is also possible using as halogen source molecular iodine in the presence of a base, as previously shown for **1a** and further illustrated in entries 4 and 5.

TABLE 1. Synthesis of 3-iodo-1*H*-indenes **2** by iodocyclization of *o*-(alkynyl)styrenes **1**.<sup>[a]</sup>

entry	<b>1</b>	R <sup>1</sup>	R <sup>2</sup>	R <sup>3</sup>	<b>2</b>	t (h)	yield [%] <sup>[b]</sup>
1	<b>1a</b>	H	H	Ph	<b>2a</b>	3	85(74) <sup>[c]</sup>
2	<b>1b</b>	F	H	Ph	<b>2b</b>	17	79

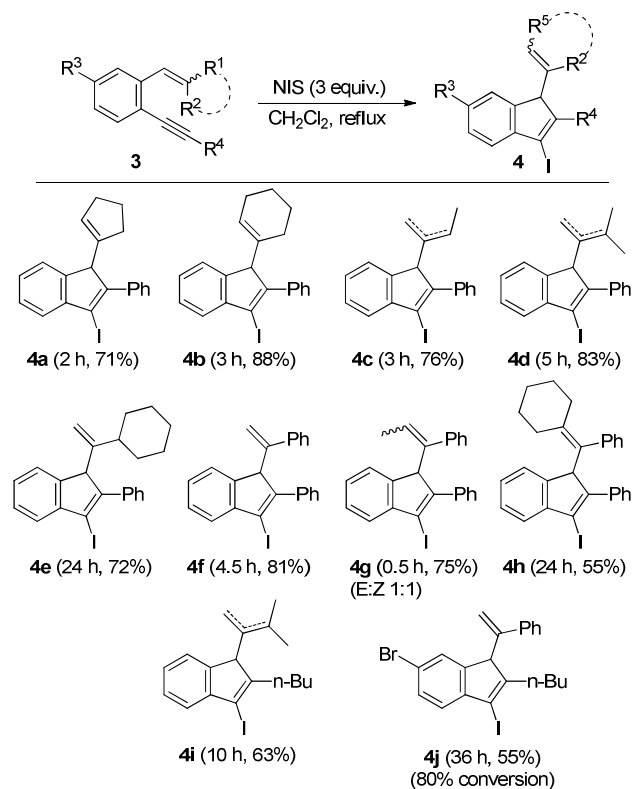
3	<b>1c</b>	Br	H	Ph	<b>2c</b>	7	84
4	<b>1d</b>	–OCH <sub>2</sub> O–		Ph	<b>2d</b>	1	78(67) <sup>[c]</sup>
5	<b>1e</b>	H	H	4-MeOC <sub>6</sub> H <sub>4</sub>	<b>2e</b>	1	92(71) <sup>[c]</sup>
6	<b>1f</b>	H	H	3-Th <sup>[c]</sup>	<b>2f</b>	2.5	87
7	<b>1g</b>	H	H	<i>n</i> -Bu	<b>2g</b>	2	81
8	<b>1h</b>	Br	H	<i>n</i> -Bu	<b>2h</b>	16	82
9	<b>1i</b>	H	H	(CH <sub>2</sub> ) <sub>3</sub> CN	<b>2i</b>	15	71
10	<b>1j</b>	H	H	SPh	<b>2j</b>	1	80

[a] Reactions conducted using 0.5 mmol of *o*-(alkynyl)styrene derivative **1** and 1.5 mmol of NIS in CH<sub>2</sub>Cl<sub>2</sub> (2 mL) at reflux. These reactions can also be performed at RT although with prolonged reaction times and slightly lower yields. [b] Yield of product based on starting material **1**. [c] Performed with I<sub>2</sub>/K<sub>3</sub>PO<sub>4</sub> (3 equiv.) as electrophilic source at RT. [d] 3-Thienyl.

Next, we explored the halocyclization of several *o*-(alkynyl)styrenes **3** possessing different aliphatic and aromatic groups at the olefin (Scheme 3). Thus, substrates **3a** and **3b** having a cycloalkane as R<sup>1</sup>–R<sup>2</sup> substituent provided the corresponding iodoindenes with high yields in short reaction times (2–3 h). *o*-(Alkynyl)styrenes **3c** and **3d**, which have two different alkyl groups in the alkene, furnished iodoindenes **4c,d** in high yields as mixtures of isomers that differ in the position of the external double bond (1:1.5 for **4c**, 4:1 for **4d**). The formation of isomeric products can be explained from a common carbocationic intermediate that experiences proton elimination from either of the two different aliphatic groups. Conversely, in the halocyclization of **3e** to give **4e**, only the indene coming from the elimination of the proton from the methyl group was observed (the cyclohexyl group remained unaffected). Moreover, substrates **3f-h**, having both an aliphatic and an aromatic substituent at the olefin, efficiently provided the corresponding 3-iodo-1*H*-indenes **4f-h**. *o*-(Alkynyl)styrenes with an aliphatic substituent at the alkyne and two different groups at the olefin, either alkyl/alkyl (**3i**) or alkyl/aryl (**3j**), were also useful starting materials for the synthesis of iodoindenes via iodocyclization in the presence of NIS. In the case of **4i** a 2:1 mixture of olefin isomers was obtained. On the other hand, an *o*-(alkynyl)styrene lacking substituents at the double bond (R<sup>1</sup>=R<sup>2</sup>=H) turned out to be unreactive, whereas *o*-(alkynyl)styrene derivatives monosubstituted at the terminal position of the

alkene ( $\beta$ -methyl or  $\beta$ -phenyl *o*-(alkynyl)styrenes) decomposed under the optimal reaction conditions. These results demonstrate the requirement of a starting material with a  $\beta,\beta$ -disubstituted olefin as a prerequisite for an efficient iodocyclization that leads to 3-iodoindenes.

### SCHEME 3. Iodocyclization of *o*-(alkynyl)styrenes **3** bearing different substituents at the olefin.

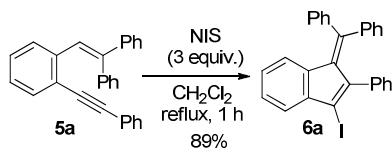


### Synthesis of 3-iodobenzofulvenes **6** from *o*-(alkynyl)styrenes **5**:

Next, we studied the reaction with starting materials where the olefin was substituted with aryl groups. Considering the cationic intermediate of this process (see Scheme 1), it should be noted that in these cases the final elimination process would involve the hydrogen at C1 of the indene. Thus, these reactions should deliver fulvene derivatives instead of the previously observed indenes. In fact, when *o*-(alkynyl)styrene **5a** having two phenyl groups as substituents of the olefin was used as starting material under the previous optimal conditions, 3-iodobenzofulvene **6a** was obtained as only product in good yield (Scheme 4).

### SCHEME 4. Synthesis of 3-iodobenzofulvenes: proof of concept.

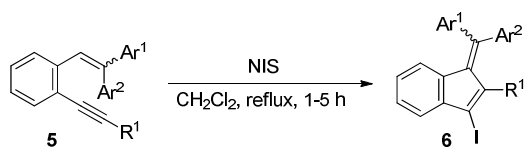




The structure of **6a** was confirmed by X-ray diffraction analysis (Scheme 4).<sup>32</sup> A significant twist of the three aryl substituents with respect to the benzofulvene plane is observed, with the phenyl in C-2 and one of the phenyls linked to the external olefin adopting an almost face-to-face arrangement, which suggests that  $\pi$ - $\pi$ -interactions are established between both rings. These observations are in full agreement with those previously reported for related aryl-substituted benzofulvenes.<sup>33</sup>

To further assess the usefulness of our methodology, the scope of the iodocyclization of  $\beta,\beta$ -diaryl *o*-(alkynyl)styrenes **5** was analyzed (Table 2). Gratifyingly, a variety of 3-iodobenzofulvenes with substituents of different nature at C-2 could be obtained in good to excellent yields, as either aromatic, heteroaromatic, alkenyl, alkyl, and heteroatomic groups were well tolerated as substituents of the triple bond in the starting material (entries 1–8). Moreover, variability in the aromatic rings of the double bond was also possible, including phenyl rings with either electron-donating (entries 9–12) or electron-withdrawing (entry 14) substituents and also heteroaromatic rings (entry 13). When an *o*-(alkynyl)styrene with two different aryl rings in the olefin was used as starting material (entries 11–14), the corresponding 3-iodobenzofulvene was obtained as a  $\sim$ 1:1 mixture of *E/Z* isomers, regardless of the *E/Z* ratio of the starting material.

**TABLE 2. Synthesis of 3-iodobenzofulvenes 6 by iodocyclization of  $\beta,\beta$ -diaryl-substituted *o*-(alkynyl)styrenes 5.<sup>[a]</sup>**



entry	<b>5</b>	Ar <sup>1</sup>	Ar <sup>2</sup>	R <sup>1</sup>	<b>6</b>	yield [%] <sup>[b]</sup>
1	<b>5a</b>	Ph	Ph	Ph	<b>6a</b>	89
2	<b>5b</b>	Ph	Ph	4-MeC <sub>6</sub> H <sub>4</sub>	<b>6b</b>	90
3	<b>5c</b>	Ph	Ph	4-MeOC <sub>6</sub> H <sub>4</sub>	<b>6c</b>	91
4	<b>5d</b>	Ph	Ph	3-FC <sub>6</sub> H <sub>4</sub>	<b>6d</b>	92

1	5	<b>5e</b>	Ph	Ph	3-Th <sup>[c]</sup>	<b>6e</b>	84
2	6	<b>5f</b>	Ph	Ph	<i>c</i> -C <sub>6</sub> H <sub>9</sub> <sup>[d]</sup>	<b>6f</b>	69
3	7	<b>5g</b>	Ph	Ph	<i>n</i> -Bu	<b>6g</b>	59
4	8	<b>5h</b>	Ph	Ph	SPh	<b>6h</b>	95
5	9	<b>5i</b>	4-MeC <sub>6</sub> H <sub>4</sub>	4-MeC <sub>6</sub> H <sub>4</sub>	4-MeC <sub>6</sub> H <sub>4</sub>	<b>6i</b>	90
6	10	<b>5j</b>	4-MeC <sub>6</sub> H <sub>4</sub>	4-MeC <sub>6</sub> H <sub>4</sub>	<i>n</i> -Bu	<b>6j</b>	70
7	11	<b>5k</b>	Ph	3,4,5-MeOC <sub>6</sub> H <sub>4</sub>	<i>n</i> -Bu	<b>6k</b>	54 <sup>[e]</sup>
8	12	<b>5l</b>	Ph	4-MeOC <sub>6</sub> H <sub>4</sub>	<i>n</i> -Bu	<b>6l</b>	75 <sup>[e]</sup>
9	13	<b>5m</b>	Ph	2-Th <sup>[c]</sup>	<i>n</i> -Bu	<b>6m</b>	59 <sup>[e]</sup>
10	14	<b>5n</b>	4-FC <sub>6</sub> H <sub>4</sub>	4-MeOC <sub>6</sub> H <sub>4</sub>	<i>n</i> -Bu	<b>6n</b>	72 <sup>[e]</sup>

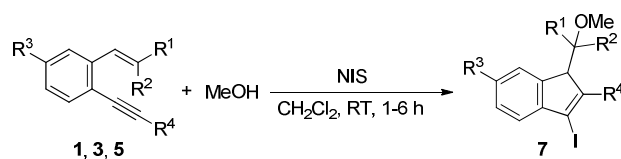
[a] Reactions conducted using 0.2 mmol of *o*-(alkynyl)styrene derivative **5** and 0.6 mmol of NIS in CH<sub>2</sub>Cl<sub>2</sub> (0.8 mL) at reflux. [b] Yield of product based on starting material **5**. [c] 3-Thienyl. [d] Cyclohexenyl. [e] Obtained as a ~1:1 mixture of geometrical isomers.

### Synthesis of oxygen-functionalized 3-iodo-1*H*-indenes:

Considering the carbocationic nature of the intermediate proposed in the halocyclization mechanism (see Scheme 1b), we decided to explore the possibility of trapping this intermediate with a nucleophile before the proton elimination occurred.<sup>34</sup> In this way, indenes having additional functionalization at the C-1 substituent could be easily obtained. First assays were performed with *o*-(alkynyl)styrene **1a** and methanol as nucleophile in the presence of NIS as iodinating agent. We were glad to observe the formation of the corresponding new indene derivative **7a**, incorporating the methoxy group in the C1-substituent, when performing the reaction in a 2:1 mixture of dichloromethane and methanol at room temperature.<sup>35</sup> The scope of the methoxyiodocyclization of *o*-(alkynyl)styrenes **1**, **3**, and **5** was then evaluated (Table 3). Different groups in the triple bond were tolerated including phenyl (entries 1–3, 6, 8–10), functionalized aryl (entry 4) as well as heteroatomic groups (entry 5). In the case of *o*-(alkynyl)styrenes having two different substituents in the olefin, the corresponding alkoxyiodocyclization products **7** were obtained as mixtures of diastereoisomers, ranging from 1:1 to 3:1 (entries 6, 8 and 9). Finally, β,β-diphenyl *o*-(alkynyl)styrene **5a** efficiently led to indene **7i** under the optimized methoxyiodocyclization conditions.

It should be noted that along with the alkoxyiodocyclization products **7** we detected in most of the cases the formation of small amounts of the corresponding products **2**, **4**, or **6**, derived from the competitive elimination process. In this sense, we observed that the amount of the corresponding elimination product was increased when the olefin of the starting material was substituted with sterically hindered groups. A limit situation was found when the alkoxyiodocyclization reaction was attempted with *o*-(alkynyl)styrene **3d** having a bulky isopropyl group. In this particular case, we only observed the formation of the elimination product **4d** (entry 7).

**TABLE 3. Synthesis of oxygen-functionalized 3-iodo-1*H*-indenes **7**.**<sup>[a]</sup>



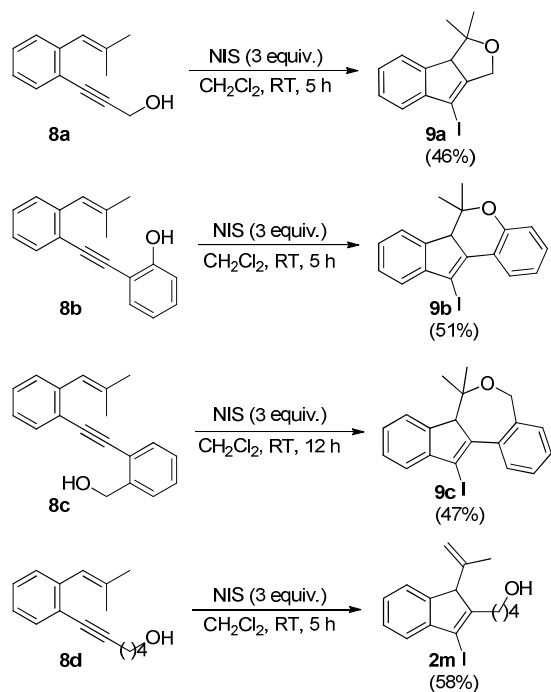
entry	<b>1,3,5</b>	R <sup>1</sup>	R <sup>2</sup>	R <sup>3</sup>	R <sup>4</sup>	<b>7</b>	yield [%] <sup>[b]</sup>
1	<b>1a</b>	Me	Me	H	Ph	<b>7a</b>	66(58) <sup>[c]</sup>
2	<b>1b</b>	Me	Me	F	Ph	<b>7b</b>	78
3	<b>1c</b>	Me	Me	Br	Ph	<b>7c</b>	72
4	<b>1e</b>	Me	Me	H	4-MeOC <sub>6</sub> H <sub>4</sub>	<b>7d</b>	70
5	<b>1j</b>	Me	Me	H	SPh	<b>7e</b>	58
6	<b>3c</b>	Me	Et	H	Ph	<b>7f</b>	45 <sup>[d]</sup>
7	<b>3d</b>	Me	<i>i</i> -Pr	H	Ph	–	– <sup>[e]</sup>
8	<b>3f</b>	Me	Ph	H	Ph	<b>7g</b>	81 <sup>[d]</sup>
9	<b>3g</b>	Et	Ph	H	Ph	<b>7h</b>	60 <sup>[d]</sup>
10	<b>5a</b>	Ph	Ph	H	Ph	<b>7i</b>	66

[a] Reactions conducted using 0.5 mmol of *o*-(alkynyl)styrene derivative **1**, **3**, or **5**, and 1.5 mmol of NIS in a mixture of MeOH (1 mL) and CH<sub>2</sub>Cl<sub>2</sub> (2 mL) at RT. [b] Yield of product based on starting material **1**, **3** or **5**. [c] Performed with I<sub>2</sub>/K<sub>3</sub>PO<sub>4</sub> (3 equiv.) as electrophilic source. [d] Obtained as a mixture of diastereoisomers: 3:1 (entry 6), 2:1 (entry 8), 1:1 (entry 9). [e] Only **4d** is formed, no incorporation of MeOH is observed.

With the aim of accessing polycyclic compounds, the alkoxyiodocyclization reaction was also tried in an intramolecular fashion. Thus, several *o*-(alkynyl)styrenes **8** with a pendant hydroxyl group were prepared and their reactivity tested under the standard conditions (Scheme 5). Pleasantly, iodoindenes fused to 5-, 6- and 7-membered oxygen-containing heterocyclic rings could be obtained in this way.<sup>36</sup>

However, the corresponding iodoindene fused to an 8-membered heterocycle could not be synthesized following this methodology since indene **2m** was the only product observed in the reaction of **8d** with NIS.

**SCHEME 5. Synthesis of polycyclic compounds 9 by intramolecular alkoxyiodocyclization of *o*-(alkynyl)styrenes 8.**



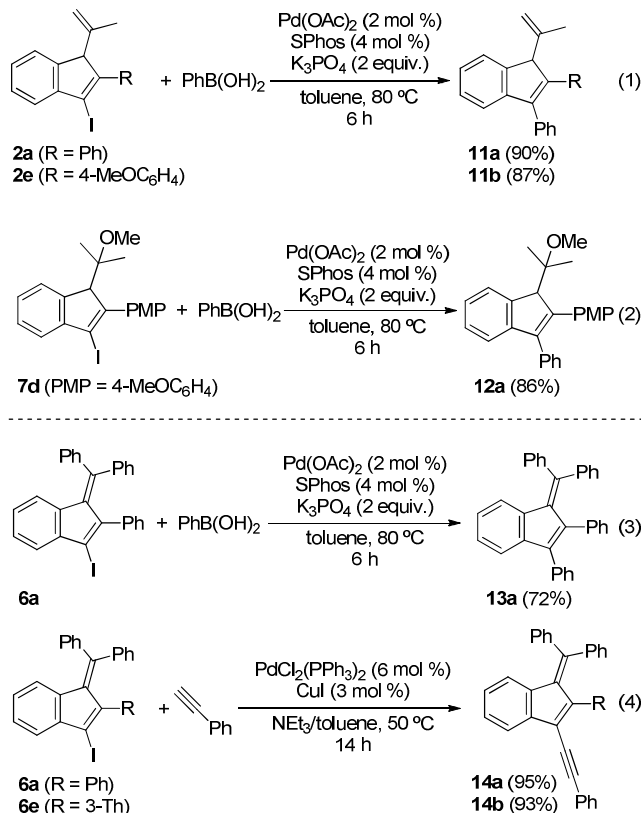
**Derivatization of 3-iodoindenes:**

An appealing issue of the reported method for the synthesis of indenes and benzofulvenes from *o*-(alkynyl)styrenes is that it provides indene derivatives containing a carbon–iodine bond. The rich reactivity of this bond can be exploited to get indenes and benzofulvenes with a variety of substituents at C-3. For example, palladium–catalyzed Suzuki cross-coupling of indenes **2a** and **2e** with phenylboronic acid afforded 3-phenylindenes in excellent yields (Scheme 6, eq 1). Indenes **7** were also suitable partners for this coupling, as illustrated in the reaction of **7d** with phenylboronic acid (Scheme 6, eq 2).

3-Phenylbenzofulvene **13a** could also be easily obtained by Suzuki coupling of the corresponding 3-iodobenzofulvene **6a**, (Scheme 6, eq 3). Moreover, the synthesis of 3-alkynylbenzofulvenes **14a** and

**14b** was efficiently achieved by means of a Sonogashira reaction between the corresponding iodobenzofulvene **6** and phenylacetylene (Scheme 6, eq 4).

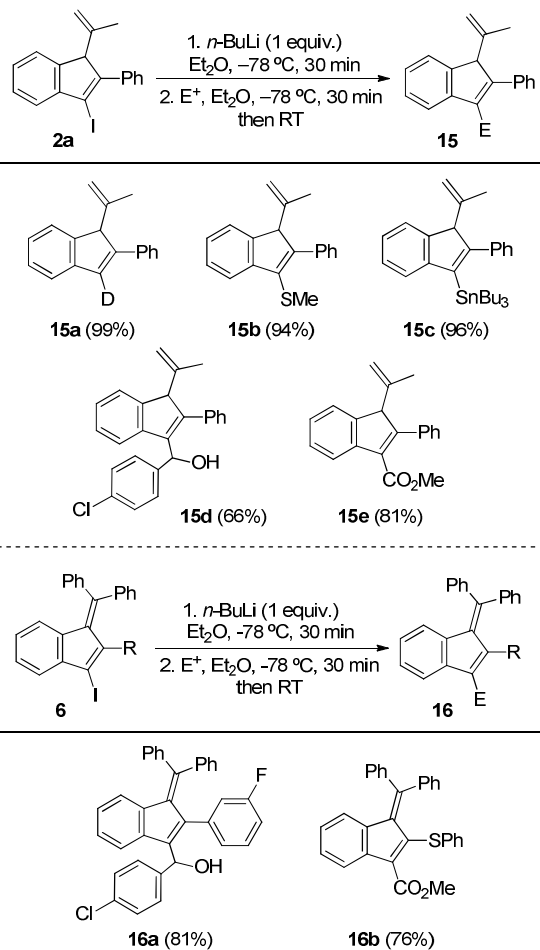
**SCHEME 6. Palladium-catalyzed cross-coupling reactions of 3-iodo-1*H*-indenes **2** and **7**, and 3-iodobenzofulvenes **6**.**



Besides these typical palladium-catalyzed cross-coupling reactions that allow the introduction of aryl and alkynyl groups at C-3 we also tried other type of reactions. Thus, iodo-1*H*-indenes **2** and iodobenzofulvenes **6** could be alternatively functionalized by iodine-lithium exchange followed by treatment with selected electrophiles (Scheme 7). Accordingly, treatment of **2a** in Et<sub>2</sub>O with 1 equivalent of butyllithium at -78 °C followed by addition of MeOD quantitatively led to deuterated derivative **15a**, thus confirming that the halogen-lithium exchange had efficiently occurred. We were glad to find that other electrophiles, such as disulfides, chlorostannanes, aldehydes, and chloroformates, also reacted with the in situ formed organolithium compound. Moreover, 3-iodobenzofulvenes **7** bearing substituents of varied nature at C-2 were also efficiently functionalized

at C-3 position following an analogous iodine–lithium exchange protocol. Therefore, a variety of 1*H*-indenes and benzofulvenes with either heteroatom or carbon substituents in C-3, complementary to the ones obtained by palladium–catalyzed cross-coupling reactions, were synthesized in good to excellent yields.

### SCHEME 7. Derivatization of 3-iodoindenes 2 and 6 via I–Li exchange.



## CONCLUSIONS

Polysubstituted indene derivatives can be conveniently prepared from easily available *o*-(alkynyl)styrene derivatives by a 5-*endo* iodocyclization process. The presence of a new C–I bond in the final products allows for subsequent functionalization through conventional palladium–catalyzed cross-coupling processes and iodine–lithium exchange reactions followed by coupling with appropriate electrophiles.

1  
2  
3  
4  
5  
6  
7  
8  
9  
10  
11  
12  
13  
14  
15  
16  
17  
18  
19  
20  
21  
22  
23  
24  
25  
26  
27  
28  
29  
30  
31  
32  
33  
34  
35  
36  
37  
38  
39  
40  
41  
42  
43  
44  
45  
46  
47  
48  
49  
50  
51  
52  
53  
54  
55  
56  
57  
58  
59  
60

It was found that the reaction of  $\beta,\beta$ -dialkyl or  $\beta$ -alkyl, $\beta$ -aryl *o*-(alkynyl)styrenes with a source of electrophilic iodine efficiently leads to 3-iodo-1*H*-indenes, whereas the reaction of  $\beta,\beta$ -diaryl *o*-(alkynyl)styrenes gives rise to 3-iodobenzofulvenes in high yields. Moreover, alkoxyiodocyclizations are achieved when the reactions are performed in the presence of an alcohol. These reactions allow the introduction of an oxygenated functionality at C-1 of the indene. Particularly interesting is the intramolecular version of these alkoxyiodocyclization reactions as complex polycyclic compounds containing the indene core are easily available.

Overall, the current methodology provides an appealing alternative for the synthesis of polysubstituted indene derivatives.

## EXPERIMENTAL SECTION

**General Experimental Methods:** All reactions involving air-sensitive compounds were carried out under a  $N_2$  atmosphere in oven-dried glassware with magnetic stirring. Temperatures are reported as bath temperatures. Solvents used in extraction and purification were distilled prior to use. TLC was performed on alumina-backed plates coated with silica gel 60 with F254 indicator; the chromatograms were visualized by UV light (254 nm) and/or by staining with a Ce/Mo reagent solution and subsequent heating.  $R_f$  values refer to silica gel. Flash column chromatography was carried out on silica gel 60, 230-400 mesh.  $^1H$  NMR spectra were recorded at 300 or 500 MHz. Chemical shifts are reported in ppm with the residual solvent resonance as the internal standard ( $CHCl_3$ :  $\delta$  7.26). Data are reported as follows: chemical shift, multiplicity (s: singlet, bs: broad singlet, d: doublet, dd: doublet of doublets, ddd: doublet of doublet of doublets, td: triplet of doublets, t: triplet, dq: doublet of quartets, sex: sextet, sep: septet, m: multiplet), coupling constants ( $J$  in Hz) and integration.  $^{13}C$  NMR spectra were recorded at 75.4 or 100 MHz using broadband proton decoupling. Chemical shifts are reported in ppm with the solvent resonance as internal standard ( $CDCl_3$ :  $\delta$  77.16). Carbon multiplicities were assigned by DEPT techniques. Gas chromatography–mass spectra (GC-MS) were recorded on an instrument equipped with a 30 m  $\times$  0.25 mm capillary apolar column (stationary phase: 5% diphenyldimethylpolysiloxane film, 0.25  $\mu$ m). Low-resolution electron impact mass spectra (EI-LRMS) were obtained at 70 eV and only the molecular ions and/or base peaks as well as significant peaks in MS are given. High-resolution mass spectra

(HRMS) were recorded on an instrument equipped with a magnetic sector ion analyzer using EI at 70 eV or on an instrument equipped with a QTOF analyzer using ESI (+). Melting points were measured on a microscopic apparatus using open capillary tubes and are uncorrected. All commercially available reagents were used without purification unless otherwise indicated and were purchased from standard chemical suppliers. *o*-(Alkynyl)styrenes **1**, **3**, **5**, **8** have been previously reported and were prepared following two step protocols that involve an olefination reaction of a carbonyl derivative and a Sonogashira coupling.<sup>29, 16-19</sup>

### Synthesis of 3-iodo-1*H*-indenes **2** and **4** by iodocyclization of *o*-(alkynyl)styrenes **1** and **3**:

**Method A:** *N*-Iodosuccinimide (338 mg, 1.5 mmol) was added to a solution of the corresponding starting *o*-(alkynyl)styrene **1** or **3** (0.5 mmol) in CH<sub>2</sub>Cl<sub>2</sub> (2 mL). The reaction vial was sealed and protected from light. The resulting mixture was heated at reflux until complete consumption of the starting material as determined by TLC or GC-MS (1-48 h). The mixture was quenched by addition of saturated aq Na<sub>2</sub>S<sub>2</sub>O<sub>3</sub> (10 mL). The layers were separated and the aqueous one was extracted with CH<sub>2</sub>Cl<sub>2</sub> (3 × 5 mL). The combined organic layers were dried (Na<sub>2</sub>SO<sub>4</sub>) and the solvents were removed under reduced pressure. The residue was purified by flash column chromatography on silica gel using mixtures of hexane and EtOAc as eluents to obtain the corresponding 3-iodo-1*H*-indenes **2** or **4** in the yields reported in Table 1 and Scheme 3.

**Method B:** Iodine (381 mg, 1.5 mmol) was added to a solution of the corresponding starting *o*-(alkynyl)styrene **1** (0.5 mmol) and K<sub>3</sub>PO<sub>4</sub> (318 mg, 1.5 mmol) in CH<sub>2</sub>Cl<sub>2</sub> (2 mL). The reaction vial was sealed and protected from light. The resulting mixture was stirred at RT until complete consumption of the starting material as determined by TLC (1-3 h). The mixture was quenched by addition of saturated aq Na<sub>2</sub>S<sub>2</sub>O<sub>3</sub> (10 mL). The layers were separated and the aqueous one was extracted with CH<sub>2</sub>Cl<sub>2</sub> (3 × 5 mL). The combined organic layers were dried (Na<sub>2</sub>SO<sub>4</sub>) and the solvents were removed under reduced pressure. The residue was purified by flash column chromatography on silica gel using mixtures of hexane and EtOAc as eluents to obtain the corresponding 3-iodo-1*H*-indenes **2** in the yields reported in Table 1.

The characterization data of **2a-j** and **4a,b,f,j** have been previously reported.<sup>29</sup>

The characterization data of novel compounds obtained by method A are reported below:

*3-Iodo-1-[(E)-1-methyl-1-propenyl]-2-phenyl-1H-indene and 1-(1-ethylvinyl)-3-iodo-2-phenyl-1H-indene (4c).*

Pale yellow oil; R<sub>f</sub> = 0.51 (hexane); 76% yield (141 mg); Obtained as a 1.5:1 mixture: major isomer (maj) 3-iodo-1-[(E)-1-methyl-1-propenyl]-2-phenyl-1*H*-indene; minor isomer (min) 1-(1-ethylvinyl)-3-iodo-2-phenyl-



1H-indene; <sup>1</sup>H NMR (300 MHz, CDCl<sub>3</sub>, 25 °C): δ = 0.73 (t, *J* = 7.4 Hz, 3H, min), 0.99 (s, 3H, maj), 1.30–1.62 (m, 2H, min), 1.60 (d, *J* = 6.7 Hz, 3H, maj), 4.48 (s, 1 H, maj), 4.65 (s, 1H, min), 4.98 (m, 1H, min), 5.24 (bs, 1H, min), 5.73 (m, 1H, maj), 7.21–7.49 (m, 14H), 7.54–7.65 (m, 4H) ppm; <sup>13</sup>C{<sup>1</sup>H}NMR (75 MHz, CDCl<sub>3</sub>, 25 °C): δ = 11.1 (CH<sub>3</sub>), 11.9 (CH<sub>3</sub>), 13.8 (CH<sub>3</sub>), 22.9 (CH<sub>2</sub>), 62.3 (CH), 63.5 (CH), 94.4 (C), 94.7 (C), 113.4 (CH<sub>2</sub>), 122.8 (CH), 122.9 (CH), 123.08 (CH), 123.10 (CH), 124.9 (CH), 126.5 (CH), 126.6 (CH), 127.6 (CH), 127.7 (CH), 127.9 (CH), 128.0 (CH), 128.1 (2 x CH), 128.2 (2 x CH), 129.0 (4 x CH), 133.1 (C), 135.9 (C), 136.0 (C), 144.3 (C), 145.5 (C), 146.1 (C), 146.0 (C), 148.5 (C), 152.3 (C), 152.7 (C) ppm; HRMS (EI): calcd for C<sub>19</sub>H<sub>17</sub>I<sup>+</sup>: 372.0369, found: 372.0374.

3-Iodo-1-(1-isopropylvinyl)-2-phenyl-1H-indene (**4d**). Colourless oil; *R<sub>f</sub>* = 0.44 (hexane); 66% yield (127 mg). Isolated from a *ca.* 4:1 crude mixture of isomers; <sup>1</sup>H NMR (300 MHz, CDCl<sub>3</sub>, 25 °C): δ = 0.60 (t, *J* = 6.8 Hz, 3H), 0.67 (t, *J* = 6.8 Hz, 3H), 1.52 (sep, *J* = 6.8 Hz, 1H), 4.62 (s, 1H), 5.01 (s, 1H), 5.17 (s, 1H), 7.24–7.45 (m, 7H), 7.59–7.64 (m, 2H) ppm; <sup>13</sup>C{<sup>1</sup>H}NMR (75 MHz, CDCl<sub>3</sub>, 25 °C): δ = 23.1 (CH<sub>3</sub>), 24.7 (CH<sub>3</sub>), 29.7 (CH), 62.3 (CH), 94.8 (C), 113.2 (CH<sub>2</sub>), 123.0 (CH), 123.5 (CH), 126.5 (CH), 127.7 (CH), 128.0 (CH), 128.1 (2 x CH), 129.2 (2 x CH), 136.0 (C), 144.5 (C), 146.1 (C), 152.4 (C), 153.8 (C) ppm; LRMS (EI): *m/z* (%): 386 (M<sup>+</sup>, 26), 259 (86), 217 (100), 202 (71); HRMS (EI): calcd for C<sub>20</sub>H<sub>19</sub>I<sup>+</sup>: 386.0526; found: 386.0533.

1-(1-Cyclohexylvinyl)-3-iodo-2-phenyl-1H-indene (**4e**). Pale yellow oil. *R<sub>f</sub>* = 0.53 (hexane). 72% yield (153 mg); <sup>1</sup>H NMR (300 MHz, CDCl<sub>3</sub>, 25 °C): δ = 0.84–1.29 (m, 7H), 1.41–1.55 (m, 4H), 4.60 (s, 1H), 4.98 (s, 1H), 5.16 (s, 1H), 7.25–7.45 (m, 7H), 7.55–7.63 (m, 2H) ppm; <sup>13</sup>C{<sup>1</sup>H}NMR (75 MHz, CDCl<sub>3</sub>, 25 °C): δ = 26.2 (CH<sub>2</sub>), 26.7 (CH<sub>2</sub>), 26.8 (CH<sub>2</sub>), 33.5 (CH<sub>2</sub>), 35.2 (CH<sub>2</sub>), 40.4 (CH), 62.2 (CH), 94.7 (C), 113.6 (CH<sub>2</sub>), 123.0 (CH), 123.5 (CH), 126.4 (CH), 127.7 (CH), 128.0 (CH), 128.07 (CH), 128.11 (2 x CH), 129.2 (2 x CH), 136.1 (C), 144.5 (C), 146.0 (C), 152.5 (C), 152.7 (C) ppm; LRMS (EI): *m/z* (%): 426 (M<sup>+</sup>, 6), 300 (31), 217 (100), 202 (35); HRMS (EI): calcd for C<sub>23</sub>H<sub>23</sub>I<sup>+</sup>: 426.0839; found: 426.0846.

3-Iodo-2-phenyl-1-(1-phenyl-1-propenyl)-1H-indene (**4g**). Pale yellow solid; *R<sub>f</sub>* = 0.47 (hexane:CH<sub>2</sub>Cl<sub>2</sub> 20:1). *M<sub>p</sub>* = 95–97 °C; 75% yield (163 mg); Obtained as a ~1:1 mixture of *E:Z* diastereoisomers; <sup>1</sup>H NMR (400 MHz, CDCl<sub>3</sub>, 25 °C): δ = 1.50 (d, *J* = 6.8 Hz, 3H), 2.14 (d, *J* = 6.8 Hz, 3H), 4.80 (s, 1H), 5.31 (bs, 1H), 5.91–5.97 (m, 2H), 6.39–6.44 (m, 4H), 6.90 (t, *J* = 7.4 Hz, 2H), 6.97–7.01 (m, 2H), 7.04–7.08 (m, 1H), 7.25–7.50 (m, 18H) ppm; <sup>13</sup>C{<sup>1</sup>H}NMR (100 MHz, CDCl<sub>3</sub>, 25 °C): δ = 14.8 (CH<sub>3</sub>), 15.0 (CH<sub>3</sub>), 54.4 (CH), 62.4 (CH), 94.0 (C),

94.5 (C), 123.0 (CH), 123.1 (CH), 123.4 (CH), 123.5 (CH), 126.37 (2 x CH), 126.4 (CH), 126.65 (CH), 126.70 (CH), 126.72 (CH), 127.35 (CH), 127.44 (2 x CH), 127.5 (2 x CH), 127.65 (CH), 127.68 (CH), 127.80 (CH), 127.84 (CH), 127.9 (2 x CH), 128.0 (2 x CH), 128.5 (2 x CH), 128.8 (2 x CH), 129.3 (2 x CH), 136.1 (C), 136.2 (C), 137.6 (C), 138.6 (C), 138.9 (C), 141.2 (C), 144.6 (2 x C), 145.9 (C), 146.2 (C), 152.2 (C), 153.2 (C) ppm; one aromatic CH signal is not observed probably due to overlapping with other signals. HRMS (EI): calcd for  $C_{24}H_{19}I^+$ : 434.0526, found: 434.0530.

*l*-[Cyclohexylidene(phenyl)methyl]-3-iodo-2-phenyl-1*H*-indene (**4h**). Colourless solid; Mp = 43–45 °C; 55% yield (122 mg);  $^1H$  NMR (300 MHz,  $CDCl_3$ , 25 °C):  $\delta$  = 1.32–1.48 (m, 2H), 1.62–1.70 (m, 2H), 1.80–1.91 (m, 4H), 2.77 (t,  $J$  = 6.0 Hz, 2H), 5.40 (s, 1H), 6.09 (dd,  $J$  = 8.2, 1.3 Hz, 2H), 6.84 (t,  $J$  = 7.6 Hz, 2H), 6.90–7.03 (m, 1H), 7.26–7.47 (m, 9H) ppm;  $^{13}C\{^1H\}$  NMR (75 MHz,  $CDCl_3$ , 25 °C):  $\delta$  = 27.1 ( $CH_2$ ), 28.6 ( $CH_2$ ), 29.2 ( $CH_2$ ), 31.4 ( $CH_2$ ), 32.7 ( $CH_2$ ), 55.3 (CH), 93.5 (C), 123.0 (CH), 123.5 (CH), 126.2 (CH), 126.3 (CH), 126.9 (2 x CH), 127.4 (CH), 127.8 (CH), 127.9 (4 x CH), 129.15 (C), 129.23 (2 x CH), 136.2 (C), 138.8 (C), 140.8 (C), 144.6 (C), 146.6 (C), 152.4 (C) ppm; LRMS (EI):  $m/z$  (%): 488 ( $M^+$ , 90), 406 (76), 279 (100), 215 (40); HRMS (EI): calcd for  $C_{28}H_{25}I^+$ : 488.0996; found: 488.1004.

*2*-Butyl-3-iodo-1-(1-isopropylvinyl)-1*H*-indene (**4i**). Colourless oil.  $R_f$  = 0.68 (hexane); 42% yield (77 mg); Isolated along with traces of the isomer having an internal olefin from a *ca.* 2:1 crude mixture;  $^1H$  NMR (300 MHz,  $CDCl_3$ , 25 °C):  $\delta$  = 0.78 (d,  $J$  = 6.8 Hz, 3H), 0.91–0.96 (m, 6H), 1.32–1.44 (m, 2H), 1.45–1.60 (m, 3H), 2.28–2.33 (m, 1H), 2.52–2.63 (m, 1H), 4.10 (s, 1H), 5.11 (s, 1H), 5.13 (s, 1H), 7.12–7.27 (m, 3H), 7.30–7.36 (m, 1H) ppm;  $^{13}C\{^1H\}$  NMR (75 MHz,  $CDCl_3$ , 25 °C):  $\delta$  = 14.1 ( $CH_3$ ), 22.7 ( $CH_2$ ), 23.6 ( $CH_3$ ), 24.5 ( $CH_3$ ), 29.9 (CH), 31.2 ( $CH_2$ ), 31.7 ( $CH_2$ ), 60.8 (CH), 94.7 (C), 112.9 ( $CH_2$ ), 121.7 (CH), 123.4 (CH), 125.6 (CH), 127.4 (CH), 144.8 (C), 145.8 (C), 154.1 (C), 155.8 (C) ppm; LRMS (EI):  $m/z$  (%): 366 ( $M^+$ , 39), 239 (100), 197 (64); HRMS (EI): calcd for  $C_{18}H_{23}I^+$ : 366.0839; found: 366.0846.

### Synthesis of 3-iodobenzofulvenes **6** by iodocyclization of $\beta,\beta$ -diaryl-substituted *o*-(alkynyl)styrenes **5**:

*N*-Iodosuccinimide (338 mg, 1.5 mmol) was added to a solution of the corresponding starting *o*-(alkynyl)styrene **5** (0.5 mmol) in  $CH_2Cl_2$  (2 mL). The reaction vial was sealed and protected from light. The resulting mixture was heated at reflux until complete consumption of the starting material as determined by TLC or GC-MS (1–6 h). The mixture was quenched by addition of saturated aq  $Na_2S_2O_3$  (10 mL). The layers

1 were separated and the aqueous one was extracted with CH<sub>2</sub>Cl<sub>2</sub> (3 × 5 mL). The combined organic layers were  
2 dried (Na<sub>2</sub>SO<sub>4</sub>) and the solvents were removed under reduced pressure. The residue was purified by flash  
3 column chromatography on silica gel using mixtures of hexane and EtOAc as eluents to obtain the  
4 corresponding 3-iodobenzofulvenes **6** in the yields reported in Table 2.  
5  
6  
7

8  
9  
10 *3-Iodo-1a,1a,2-triphenylbenzofulvene (6a)*. Orange solid. R<sub>f</sub> = 0.55 (hexane); Mp = 170–171 °C; 89% yield  
11 (215 mg); <sup>1</sup>H NMR (300 MHz, CDCl<sub>3</sub>, 25 °C): δ = 6.31 (d, *J* = 7.9 Hz, 1H), 6.81–7.02 (m, 9H), 7.05–7.10 (m,  
12 2H), 7.237.28 (m, 1H), 7.33–7.54 (m, 6H) ppm; <sup>13</sup>C{<sup>1</sup>H}NMR (75 MHz, CDCl<sub>3</sub>, 25 °C): δ = 104.3 (C), 122.7  
13 (CH), 123.2 (CH), 126.2 (CH), 126.4 (CH), 127.1 (2 × CH), 127.2 (2 × CH), 127.5 (CH), 128.1 (CH), 128.8 (2  
14 × CH), 129.1 (CH), 130.6 (2 × CH), 130.9 (2 × CH), 132.2 (2 × CH), 137.0 (C), 137.7 (C), 137.9 (C), 141.1  
15 (C), 142.9 (C), 143.3 (C), 146.5 (C), 149.4 (C) ppm; LRMS (EI): *m/z* (%): 482 (M<sup>+</sup>, 100), 355 (38), 276 (45);  
16 HRMS (EI): calcd for C<sub>28</sub>H<sub>19</sub>I<sup>+</sup>: 482.0526, found: 482.0537.  
17  
18  
19  
20  
21  
22  
23  
24

25  
26 *3-Iodo-2-(4-methylphenyl)-1a,1a-diphenylbenzofulvene (6b)*. Orange solid; R<sub>f</sub> = 0.23 (hexane); Mp = 175–177  
27 °C; 90% yield (223 mg); <sup>1</sup>H NMR (300 MHz, CDCl<sub>3</sub>, 25 °C): δ = 2.21 (s, 3H), 6.33 (d, *J* = 7.8 Hz, 1H), 6.79 (d,  
28 *J* = 7.8 Hz, 2H), 6.83–7.02 (m, 8H), 7.23–7.31 (m, 1H), 7.33–7.57 (m, 6H) ppm; <sup>13</sup>C{<sup>1</sup>H}NMR (75 MHz,  
29 CDCl<sub>3</sub>, 25 °C): δ = 21.2 (CH<sub>3</sub>), 103.8 (C), 122.6 (CH), 123.2 (CH), 126.1 (CH) 127.1 (2 × CH), 127.4 (CH),  
30 127.7 (CH), 127.9 (2 × CH), 128.7 (2 × CH), 129.1 (CH), 130.5 (2 × CH), 130.9 (2 × CH), 132.1 (2 × CH),  
31 134.8 (C), 135.9 (C), 137.0 (C), 137.8 (C), 141.2 (C), 143.0 (C), 143.4 (C), 146.7 (C), 149.3 (C) ppm; LRMS  
32 (EI): *m/z* (%): 496 (M<sup>+</sup>, 100), 369 (36), 354 (23); HRMS (EI): calcd for C<sub>29</sub>H<sub>21</sub>I<sup>+</sup>: 496.0683; found: 496.0669.  
33  
34  
35  
36  
37  
38  
39  
40

41  
42 *3-Iodo-2-(4-methoxyphenyl)-1a,1a-diphenylbenzofulvene (6c)*. Orange solid; R<sub>f</sub> = 0.37 (hexane:EtOAc, 9:1);  
43 Mp = 180–182 °C; 91% yield (233 mg); <sup>1</sup>H NMR (500 MHz, CDCl<sub>3</sub>, 25 °C): δ = 3.71 (s, 3H), 6.29 (d, *J* = 7.8  
44 Hz, 1H), 6.51–6.54 (m, 2H), 6.84–6.91 (m, 5H), 6.93–7.01 (m, 3H), 7.22–7.27 (m, 1H), 7.33–7.39 (m, 3H),  
45 7.41–7.46 (m, 2H), 7.47–7.51 (m, 1H) ppm; <sup>13</sup>C{<sup>1</sup>H}NMR (125 MHz, CDCl<sub>3</sub>, 25 °C): δ = 55.3 (CH<sub>3</sub>), 103.9  
46 (C), 112.9 (2 × CH), 122.6 (CH), 123.2 (CH), 126.1 (CH), 127.2 (2 × CH), 127.5 (CH), 127.9 (CH), 128.8 (2 ×  
47 CH), 129.1 (CH), 130.3 (C), 130.9 (2 × CH), 131.8 (2 × CH), 132.1 (2 × CH), 137.0 (C), 137.8 (C), 141.2 (C),  
48 143.0 (C), 143.4 (C), 146.3 (C), 149.3 (C), 158.0 (C) ppm; LRMS (EI): *m/z* (%): 512 (M<sup>+</sup>, 13), 167 (100), 105  
49 (49); HRMS (EI): calcd for C<sub>29</sub>H<sub>21</sub>OI<sup>+</sup>: 512.0632; found: 512.0637.  
50  
51  
52  
53  
54  
55  
56  
57  
58  
59  
60

1 *2-(3-Fluorophenyl)-3-iodo-1a,1a-diphenylbenzofulvene (6d)*. Orange solid;  $R_f = 0.25$  (hexane);  $M_p = 179\text{--}181$   
2 °C; 92% yield (230 mg);  $^1\text{H NMR}$  (500 MHz,  $\text{CDCl}_3$ , 25 °C):  $\delta = 6.37$  (d,  $J = 7.8$  Hz, 1H), 6.64–6.68 (m, 1H),  
3 6.75 (ddd,  $J = 10.0, 2.5, 1.5$  Hz, 1H), 6.86–7.03 (m, 8H), 7.28 (td,  $J = 7.5$  Hz, 0.9 Hz, 1H), 7.36–7.41 (m, 3H),  
4 7.44–7.48 (m, 2H), 7.49–7.53 (m, 1H) ppm;  $^{13}\text{C}\{^1\text{H}\}\text{NMR}$  (125 MHz,  $\text{CDCl}_3$ , 25 °C):  $\delta = 104.5$  (C), 113.3 (d,  $J$   
5 = 21.1 Hz, CH), 117.6 (d,  $J = 21.9$  Hz, CH), 123.0 (CH), 123.2 (CH), 126.5 (CH), 126.6 (d,  $J = 2.8$  Hz, CH),  
6 127.3 (2 x CH), 127.6 (CH), 128.4 (CH), 128.8 (d,  $J = 8.6$  Hz, CH), 128.81 (2 x CH), 129.3 (CH), 130.9 (2 x  
7 CH), 132.0 (2 x CH), 136.9 (C), 137.6 (C), 140.2 (d,  $J = 8.2$  Hz, C), 141.2 (C), 142.6 (C), 143.1 (C), 145.2 (d,  $J$   
8 = 1.9 Hz, C), 149.6 (C), 161.8 (d,  $J = 244.9$  Hz, C) ppm; LRMS (EI):  $m/z$  (%): 500 ( $M^+$ , 100), 373 (28), 86  
9 (31); HRMS (EI): calcd for  $\text{C}_{28}\text{H}_{18}\text{IF}^+$ : 500.0432; found: 500.0427.

10  
11  
12  
13  
14  
15  
16  
17  
18  
19  
20  
21 *3-Iodo-1a,1a-diphenyl-2-thienylbenzofulvene (6e)*. Orange solid;  $R_f = 0.24$  (hexane);  $M_p = 161\text{--}163$  °C; 84%  
22 yield (205 mg);  $^1\text{H NMR}$  (300 MHz,  $\text{CDCl}_3$ , 25 °C):  $\delta = 6.32$  (d,  $J = 7.8$  Hz, 1H), 6.71 (dd,  $J = 5.0, 1.2$  Hz, 1H),  
23 6.86 (dd,  $J = 5.0, 3.0$  Hz, 1H), 6.89–7.11 (m, 7H), 7.24–7.31 (m, 1H), 7.33–7.56 (m, 6H) ppm;  $^{13}\text{C}\{^1\text{H}\}\text{NMR}$   
24 (75 MHz,  $\text{CDCl}_3$ , 25 °C):  $\delta = 104.2$  (C), 122.8 (CH), 123.0 (CH), 123.7 (CH), 124.8 (CH), 126.2 (CH), 127.2  
25 (2 x CH), 127.5 (CH), 128.2 (CH), 128.8 (2 x CH), 129.1 (CH), 129.5 (CH), 130.9 (2 x CH), 131.9 (2 x CH),  
26 137.0 (C), 137.78 (C), 137.82 (C), 141.1 (C), 141.8 (C), 142.8 (C), 143.2 (C), 149.3 (C) ppm; LRMS (EI):  $m/z$   
27 (%): 488 ( $M^+$ , 100), 361 (27), 284 (34); HRMS (ESI): calcd for  $\text{C}_{26}\text{H}_{18}\text{IS}^+$  [( $M+H$ ) $^+$ ]: 489.0168; found:  
28 489.0165.

29  
30  
31  
32  
33  
34  
35  
36  
37  
38  
39 *2-(Cyclohex-1-en-1-yl)-3-iodo-1a,1a-diphenylbenzofulvene (6f)*. Orange solid;  $R_f = 0.19$  (hexane);  $M_p =$   
40 117–119 °C; 69% yield (168 mg);  $^1\text{H NMR}$  (300 MHz,  $\text{CDCl}_3$ , 25 °C):  $\delta = 0.63\text{--}0.84$  (m, 1H), 1.08–1.43 (m,  
41 3H), 1.60–2.12 (m, 4H), 5.46–5.61 (m, 1H), 6.19–6.35 (m, 1H), 6.85 (ddd,  $J = 7.8, 7.2, 1.4$  Hz, 1H), 7.01–7.64  
42 (m, 12H) ppm;  $^{13}\text{C}\{^1\text{H}\}\text{NMR}$  (75 MHz,  $\text{CDCl}_3$ , 25 °C):  $\delta = 21.8$  ( $\text{CH}_2$ ), 22.2 ( $\text{CH}_2$ ), 25.4 ( $\text{CH}_2$ ), 29.5 ( $\text{CH}_2$ ),  
43 102.1 (C), 122.4 (CH), 123.1 (CH), 125.7 (CH), 127.2 (bs, 2 x CH), 127.4 (CH), 128.4 (CH), 128.7 (bs, 2 x  
44 CH), 128.9 (CH), 130.4 (bs, 2 x CH), 131.1 (bs, 2 x CH), 131.6 (CH), 135.2 (C), 136.8 (C), 137.2 (C), 141.7  
45 (C), 142.9 (C), 143.4 (C), 148.5 (C), 149.3 (C) ppm; LRMS (EI):  $m/z$  (%): 486 ( $M^+$ , 60), 359 (77), 281 (57),  
46 252 (48); HRMS (ESI): calcd for  $\text{C}_{28}\text{H}_{24}\text{I}^+$  [( $M+H$ ) $^+$ ]: 487.0917; found: 487.0917.

47  
48  
49  
50  
51  
52  
53  
54  
55  
56  
57 *2-Butyl-3-iodo-1a,1a-diphenyl-benzofulvene (6g)*. Orange oil;  $R_f = 0.31$  (hexane); 59% yield (136 mg);  $^1\text{H}$   
58 NMR (300 MHz,  $\text{CDCl}_3$ , 25 °C):  $\delta = 0.71$  (t,  $J = 7.1$  Hz, 3H), 0.93 (sex,  $J = 7.1$  Hz, 2H), 1.16–1.34 (m, 2H),  
59  
60

2.03–2.23 (m, 2H), 6.26 (d,  $J = 7.8$  Hz, 1H), 6.82 (ddd,  $J = 7.9, 6.5, 2.2$  Hz, 1H), 7.05–7.71 (m, 12H) ppm;  
 $^{13}\text{C}\{^1\text{H}\}$ NMR (75 MHz,  $\text{CDCl}_3$ , 25 °C):  $\delta = 13.9$  ( $\text{CH}_3$ ), 22.8 ( $\text{CH}_2$ ), 31.5 ( $\text{CH}_2$ ), 32.2 ( $\text{CH}_2$ ), 103.1 (C), 121.6  
(CH), 123.1 (CH), 125.4 (CH), 127.3 (CH), 128.1 (2 x CH), 128.6 (CH), 128.7 (2 x CH), 128.9 (CH), 130.5 (2  
x CH), 130.9 (2 x CH), 137.07 (C), 137.09 (C), 142.6 (C), 143.0 (C), 143.5 (C), 146.7 (C), 147.7 (C) ppm;  
LRMS (EI):  $m/z$  (%): 462 ( $\text{M}^+$ , 100), 292 (95), 215 (50); HRMS (EI): calcd for  $\text{C}_{26}\text{H}_{23}\text{I}^+$ : 462.0840; found:  
462.0846.

*3-Iodo-1a,1a-diphenyl-2-phenylsulfanylbenzofulvene (6h)*. Orange solid;  $R_f = 0.50$  (hexane:EtOAc, 10:1); Mp  
= 71–73 °C; 95% yield (244 mg);  $^1\text{H}$  NMR (500 MHz,  $\text{CDCl}_3$ , 25 °C):  $\delta = 6.39$  (d,  $J = 7.9$  Hz, 1H), 6.80–6.87  
(m, 2H), 6.94–6.99 (m, 1H), 7.01–7.08 (m, 3H), 7.09–7.15 (m, 2H), 7.17–7.22 (m, 2H), 7.25–7.32 (m, 3H),  
7.32–7.36 (m, 1H), 7.36–7.43 (m, 3H), 7.45–7.50 (m, 1H) ppm;  $^{13}\text{C}\{^1\text{H}\}$ NMR (125 MHz,  $\text{CDCl}_3$ , 25 °C):  $\delta =$   
117.4 (C), 123.1 (CH), 125.1 (CH), 127.0 (CH), 127.2 (2 x CH), 127.5 (CH), 127.6 (2 x CH), 128.6 (2 x CH),  
128.7 (3 x CH), 128.9 (CH), 129.4 (CH), 131.0 (2 x CH), 131.9 (2 x CH), 136.4 (C), 137.3 (C), 137.5 (C),  
138.1 (C), 142.1 (C), 142.5 (C), 142.9 (C), 150.7 (C) ppm; LRMS (ESI):  $m/z$  (%): 515 [ $(\text{M}+\text{H})^+$ , 73], 457 (43),  
388 (100); HRMS (ESI): calcd for  $\text{C}_{28}\text{H}_{20}\text{IS}^+$  [ $(\text{M}+\text{H})^+$ ]: 515.0325; found: 515.0324.

*3-Iodo-1a,1a,2-tri-(4-methylphenyl)benzofulvene (6i)*. Orange solid;  $R_f = 0.13$  (hexane); Mp = 197–199 °C;  
90% yield (236 mg);  $^1\text{H}$  NMR (300 MHz,  $\text{CDCl}_3$ , 25 °C):  $\delta = 2.20$  (s, 3H), 2.26 (s, 3H), 2.51 (s, 3H), 6.48 (d,  $J$   
= 7.8 Hz, 1H), 6.88 (d,  $J = 8.0$  Hz, 2H), 6.73–6.87 (m, 4H), 6.92–6.99 (m, 3H), 7.24–7.34 (m, 5H), 7.41 (d,  $J =$   
7.6 Hz, 1H) ppm;  $^{13}\text{C}\{^1\text{H}\}$ NMR (75 MHz,  $\text{CDCl}_3$ , 25 °C):  $\delta = 21.2$  (2 x  $\text{CH}_3$ ), 21.6 ( $\text{CH}_3$ ), 102.7 (C), 122.5  
(CH), 123.1 (CH), 125.9 (CH), 127.1 (CH), 127.7 (2 x CH), 127.8 (2 x CH), 129.4 (2 x CH), 130.6 (2 x CH),  
131.1 (2 x CH), 132.2 (2 x CH), 135.0 (C), 135.7 (C), 137.1 (C), 137.2 (C), 138.1 (C), 138.6 (C), 139.2 (C),  
140.0 (C), 143.2 (C), 146.7 (C), 149.9 (C) ppm; LRMS (EI):  $m/z$  (%): 524 ( $\text{M}^+$ , 100), 382 (24), 211 (33);  
HRMS (EI): calcd for  $\text{C}_{31}\text{H}_{25}\text{I}^+$ : 524.0996; found: 524.1011.

*2-Butyl-3-iodo-1a,1a-di-(4-methylphenyl)benzofulvene (6j)*. Orange oil;  $R_f = 0.29$  (hexane); 70% yield (172  
mg);  $^1\text{H}$  NMR (300 MHz,  $\text{CDCl}_3$ , 25 °C):  $\delta = 0.72$  (t,  $J = 7.3$  Hz, 3H), 0.90–1.02 (m, 2H), 1.18–1.30 (m, 2H),  
2.13–2.23 (m, 2H), 2.42 (s, 3H), 2.46 (s, 3H), 6.34–6.43 (m, 1H), 6.85 (ddd,  $J = 7.8, 6.9, 1.7$  Hz, 1H), 7.13–  
7.32 (m, 10H) ppm;  $^{13}\text{C}\{^1\text{H}\}$ NMR (75 MHz,  $\text{CDCl}_3$ , 25 °C):  $\delta = 13.9$  ( $\text{CH}_3$ ), 21.5 ( $\text{CH}_3$ ), 21.6 ( $\text{CH}_3$ ), 22.7  
( $\text{CH}_2$ ), 31.5 ( $\text{CH}_2$ ), 32.2 ( $\text{CH}_2$ ), 102.2 (C), 121.5 (CH), 123.0 (CH), 125.2 (CH), 127.0 (CH), 128.7 (2 x CH),

129.4 (2 x CH), 130.8 (2 x CH), 131.2 (2 x CH), 136.6 (C), 137.4 (C), 138.7 (C), 139.0 (C), 140.0 (C), 140.2 (C), 143.3 (C), 146.8 (C), 148.4 (C) ppm; LRMS (EI):  $m/z$  (%): 490 ( $M^+$ , 100), 320 (76), 305 (47); HRMS (EI): calcd for  $C_{28}H_{27}I^+$ : 490.1153; found: 490.1154.

2-Butyl-3-iodo-1a-(3,4,5-trimethoxyphenyl)-1a-phenylbenzofulvene (**6k**). Orange oil;  $R_f$  = 0.37 (hexane:EtOAc, 5:1); 54% yield (149 mg); Obtained as a 1:1 mixture of *E/Z* isomers;  $^1H$  NMR (300 MHz,  $CDCl_3$ , 25 °C):  $\delta$  = 0.70 (t,  $J$  = 7.2 Hz, 3H), 0.75 (t,  $J$  = 7.4 Hz, 3H), 0.83–1.08 (m, 6H), 1.17–1.34 (m, 4H), 2.05–2.21 (m, 2H), 3.75 (s, 2 x 3H), 3.81 (s, 2 x 3H), 3.91 (s, 3H), 3.95 (s, 3H), 6.26 (dd,  $J$  = 7.8, 0.6 Hz, 1H), 6.44 (dd,  $J$  = 7.8, 0.6 Hz, 1H), 6.48 (s, 2H), 6.52 (s, 2H), 6.76–6.93 (m, 2H), 7.10–7.54 (m, 14H) ppm;  $^{13}C\{^1H\}$  NMR (75 MHz,  $CDCl_3$ , 25 °C):  $\delta$  = 13.8 (CH<sub>3</sub>), 13.9 (CH<sub>3</sub>), 22.8 (CH<sub>2</sub>), 22.9 (CH<sub>2</sub>), 31.5 (2 x CH<sub>2</sub>), 32.2 (CH<sub>2</sub>), 32.7 (CH<sub>2</sub>), 56.3 (2 x CH<sub>3</sub>), 56.4 (2 x CH<sub>3</sub>), 61.1 (CH<sub>3</sub>), 61.2 (CH<sub>3</sub>), 102.9 (C), 103.0 (C), 107.8 (2 x CH), 108.2 (2 x CH), 121.6 (2 x CH), 123.1 (CH), 123.2 (CH), 125.4 (CH), 125.6 (CH), 127.28 (CH), 127.31 (CH), 128.0 (2 x CH), 128.7 (3 x CH), 129.1 (CH), 130.5 (2 x CH), 130.8 (2 x CH), 136.9 (2 x C), 137.0 (C), 137.1 (C), 138.0 (C), 138.1 (C), 138.7 (C), 138.9 (C), 142.3 (C), 142.5 (C), 143.3 (C), 143.5 (C), 146.6 (C), 146.7 (C), 147.5 (C), 147.6 (C), 152.9 (2 x C), 153.4 (2 x C) ppm; HRMS (ESI): calcd for  $C_{29}H_{30}IO_3^+$  [( $M+H$ )<sup>+</sup>]: 553.1234; found: 553.1237.

2-Butyl-3-iodo-1a-(4-methoxyphenyl)-1a-phenylbenzofulvene (**6l**). Red oil;  $R_f$  = 0.29 (hexane:EtOAc, 20:1); 75% yield (185 mg); Obtained as a 1:1 mixture of *E/Z* isomers;  $^1H$  NMR (300 MHz,  $CDCl_3$ , 25 °C):  $\delta$  = 0.71 (t,  $J$  = 7.1 Hz, 3H), 0.73 (t,  $J$  = 7.1 Hz, 3H), 0.85–1.08 (m, 4H), 1.17–1.32 (m, 4H), 2.07–2.17 (m, 2H), 2.21–2.30 (m, 2H), 3.87 (s, 3H), 3.89 (s, 3H), 6.27 (d,  $J$  = 7.8 Hz, 1H), 6.48 (d,  $J$  = 7.8 Hz, 1H), 6.79–6.96 (m, 6H), 7.14–7.51 (m, 18H) ppm;  $^{13}C\{^1H\}$  NMR (75 MHz,  $CDCl_3$ , 25 °C):  $\delta$  = 13.88 (CH<sub>3</sub>), 13.94 (CH<sub>3</sub>), 22.7 (CH<sub>2</sub>), 22.8 (CH<sub>2</sub>), 31.4 (CH<sub>2</sub>), 31.5 (CH<sub>2</sub>), 32.2 (CH<sub>2</sub>), 32.3 (CH<sub>2</sub>), 55.46 (CH<sub>3</sub>), 55.50 (CH<sub>3</sub>), 102.3 (C), 102.4 (C), 113.5 (2 x CH), 114.0 (2 x CH), 121.52 (CH), 121.54 (CH), 122.9 (2 x CH), 125.2 (CH), 125.3 (CH), 126.96 (CH), 127.01 (CH), 128.0 (2 x CH), 128.6 (2 x CH), 128.7 (CH), 129.0 (CH), 131.0 (2 x CH), 131.3 (2 x CH), 132.6 (2 x CH), 132.9 (2 x CH), 135.0 (C), 135.3 (C), 136.6 (C), 136.7 (C), 137.4 (2 x C), 142.9 (C), 143.2 (C), 143.3 (2 x C), 146.7 (C), 146.8 (C), 147.8 (C), 147.9 (C), 160.3 (C), 160.5 (C) ppm; HRMS (EI): calcd for  $C_{27}H_{25}IO^+$ : 492.0945; found: 492.0943.

2-Butyl-3-iodo-1a-phenyl-1a-(2-thienyl)benzofulvene (**6m**). Red oil;  $R_f$  = 0.60 (hexane); 59% yield (130 mg); Obtained as a 1:1 mixture of *E/Z* isomers;  $^1H$  NMR (300 MHz,  $CDCl_3$ , 25 °C):  $\delta$  = 0.70 (t,  $J$  = 7.2 Hz, 3H), 0.77

(t,  $J = 7.3$  Hz, 3H), 0.85–1.42 (m, 8H), 2.04–2.10 (m, 2H), 2.35–2.40 (m, 2H), 6.21 (d,  $J = 7.8$  Hz, 1H), 6.69–6.88 (m, 3H), 6.88–7.02 (m, 2H), 7.04–7.61 (m, 18H) ppm;  $^{13}\text{C}\{^1\text{H}\}$ NMR (75 MHz,  $\text{CDCl}_3$ , 25 °C):  $\delta = 13.9$  (CH<sub>3</sub>), 14.0 (CH<sub>3</sub>), 22.8 (CH<sub>2</sub>), 22.9 (CH<sub>2</sub>), 31.4 (CH<sub>2</sub>), 31.6 (CH<sub>2</sub>), 32.2 (CH<sub>2</sub>), 32.7 (CH<sub>2</sub>), 103.6 (2 x C), 121.6 (CH), 121.7 (CH), 122.8 (CH), 123.0 (CH), 125.5 (CH), 125.6 (CH), 127.1 (CH), 127.4 (CH), 127.5 (CH), 127.7 (CH), 128.1 (2 x CH), 128.7 (2 x CH), 129.2 (CH), 129.5 (CH), 129.6 (CH), 129.7 (CH), 130.7 (CH), 130.8 (2 x CH), 131.1 (2 x CH), 131.7 (CH), 137.0 (C), 137.1 (C), 138.3 (C), 138.5 (C), 139.4 (C), 139.6 (C), 142.5 (C), 142.6 (C), 143.3 (C), 143.4 (C), 144.7 (C), 145.0 (C), 146.5 (C), 146.6 (C) ppm; HRMS (EI): calcd for  $\text{C}_{24}\text{H}_{21}\text{IS}^+$ : 468.0403; found: 468.0395.

*2-Butyl-1a-(4-fluorophenyl)-3-iodo-1a-(4-methoxyphenyl)benzofulvene (6n)*. Red oil;  $R_f = 0.23$  (hexane:EtOAc, 20:1); 72% yield (184 mg); Obtained as a ~1:1 mixture of *E/Z* isomers;  $^1\text{H}$  NMR (500 MHz,  $\text{CDCl}_3$ , 25 °C):  $\delta = 0.71$  (t,  $J = 7.3$  Hz, 3H), 0.72 (t,  $J = 7.4$  Hz, 3H), 0.93–1.02 (m, 4H), 1.17–1.26 (m, 4H), 2.10–2.18 (m, 2H), 2.20–2.24 (m, 2H), 3.87 (s, 3H), 3.89 (s, 3H), 6.30 (d,  $J = 7.8$  Hz, 1H), 6.44 (d,  $J = 7.8$  Hz, 1H), 6.82–6.88 (m, 2H), 6.89–6.96 (m, 4H), 7.04–7.12 (m, 4H), 7.14–7.18 (m, 2H), 7.18–7.26 (m, 8H), 7.27–7.31 (m, 2H) ppm;  $^{13}\text{C}\{^1\text{H}\}$ NMR (125 MHz,  $\text{CDCl}_3$ , 25 °C):  $\delta = 13.89$  (CH<sub>3</sub>), 13.92 (CH<sub>3</sub>), 22.74 (CH<sub>2</sub>), 22.76(CH<sub>2</sub>), 31.5 (2 x CH<sub>2</sub>), 32.25 (CH<sub>2</sub>), 32.28 (CH<sub>2</sub>), 55.50 (CH<sub>3</sub>), 55.53 (CH<sub>3</sub>), 102.5 (C), 102.7 (C), 113.6 (2 x CH), 114.1 (2 x CH), 115.1 (d,  $J = 21.5$  Hz, 2 x CH), 115.8 (d,  $J = 21.5$  Hz, 2 x CH), 121.6 (CH), 121.7 (CH), 122.7 (CH), 122.8 (CH), 125.3 (CH), 125.4 (CH), 127.09 (CH), 127.11 (CH), 132.7 (2 x CH), 133.02 (d,  $J = 8.2$  Hz, 2 x CH), 133.03 (2 x CH), 133.3 (d,  $J = 8.2$  Hz, 2 x CH), 134.9 (C), 135.1 (C), 136.9 (2 x C), 137.2 (C), 137.4 (C), 138.9 (d,  $J = 3.3$  Hz, C), 139.1 (d,  $J = 3.4$  Hz, C), 143.3 (C), 143.4 (C), 146.39 (C), 146.41 (C), 146.5 (C), 146.7 (C), 160.5 (C), 160.7 (C), 163.2 (d,  $J = 249.6$  Hz, C), 163.4 (d,  $J = 249.8$  Hz, C) ppm; ; HRMS (EI): calcd for  $\text{C}_{27}\text{H}_{24}\text{FIO}^+$ : 510.0850; found: 510.0846.

### Synthesis of oxygen-functionalized 3-iodo-1*H*-indenes **7** by iodocyclization of *o*-(alkynyl)styrenes **1**, **3** or **5**:

*N*-Iodosuccinimide (338 mg, 1.5 mmol) was added to a solution of the corresponding starting *o*-(alkynyl)styrene **1**, **3** or **5** (0.5 mmol) in a 2/1 mixture  $\text{CH}_2\text{Cl}_2/\text{MeOH}$  (3 mL). The reaction vial was sealed and protected from light. The resulting mixture was stirred at room temperature until completed consumption of the starting material as determined by TLC (1-6 h). The mixture was quenched by addition of saturated aq  $\text{Na}_2\text{S}_2\text{O}_3$  (10 mL). The layers were separated and the aqueous one was extracted with  $\text{CH}_2\text{Cl}_2$  (3 x 5 mL). The combined

organic layers were dried (Na<sub>2</sub>SO<sub>4</sub>) and the solvents were removed under reduced pressure. The residue was purified by flash column chromatography on silica gel using mixtures of hexane and EtOAc as eluents to obtain the corresponding 1-methoxymethyl-3-iodo-1*H*-indenes **7** in the yields reported in Table 3. The characterization data of **7a-e,g** have been previously reported.<sup>29</sup>

*3-Iodo-1-(2-methoxybutan-2-yl)-2-phenyl-1H-indene (7f)*. Yellow oil. *R<sub>f</sub>* = 0.45 (hexane:CH<sub>2</sub>Cl<sub>2</sub>, 9:1). 45% yield (91 mg). Obtained as a 3:1 mixture of isomers. Data of the major isomer from an enriched 5:1 mixture are reported; <sup>1</sup>H NMR (300 MHz, CDCl<sub>3</sub>, 25 °C): δ = 0.69 (t, *J* = 7.4 Hz, 3H), 0.78 (s, 3H), 1.12-1.34 (m, 2H), 3.30 (s, 3H), 4.36 (s, 1H), 7.21-7.30 (m, 1H), 7.30-7.48 (m, 7H), 7.53 (d, *J* = 7.5 Hz, 1H) ppm; <sup>13</sup>C{<sup>1</sup>H}NMR (75 MHz, CDCl<sub>3</sub>, 25 °C): δ = 7.6 (CH<sub>3</sub>), 21.7 (CH<sub>3</sub>), 28.0 (CH<sub>2</sub>), 49.4 (CH), 59.7 (CH<sub>3</sub>), 79.6 (C), 97.9 (C), 123.0 (CH), 125.5 (CH), 126.2 (CH), 127.5 (CH), 127.7 (CH), 128.1 (2 x CH), 129.3 (2 x CH), 139.1 (C), 142.8 (C), 146.1 (C), 152.8 (C) ppm; LRMS (EI): *m/z* (%): 404 (M<sup>+</sup>, 1), 317 (15), 189 (45), 87(100); HRMS (EI): calcd for C<sub>20</sub>H<sub>21</sub>IO<sup>+</sup>: 404.0632, found: 404.0629.

*3-Iodo-1-(1-methoxy-1-phenylpropyl)-2-phenyl-1H-indene (7h)*. 60 % yield (140 mg); Obtained as a 1:1 mixture of isomers that were separated by flash column chromatography; *Isomer A*: Colourless oil. *R<sub>f</sub>* = 0.30 (hexane:CH<sub>2</sub>Cl<sub>2</sub>, 9:1). 29% yield; <sup>1</sup>H NMR (300 MHz, CDCl<sub>3</sub>, 25 °C): δ = 0.82 (t, *J* = 7.2 Hz, 3H), 1.60-1.77 (m, 2H), 3.21 (s, 3H), 4.52 (s, 1H), 6.73-6.84 (m, 2H), 6.94-7.12 (m, 4H), 7.20-7.34 (m, 2H), 7.36-7.52 (m, 5H), 7.73-7.83 (m, 1H) ppm; <sup>13</sup>C{<sup>1</sup>H}NMR (75 MHz, CDCl<sub>3</sub>, 25 °C): δ = 7.6 (CH<sub>3</sub>), 25.9 (CH<sub>2</sub>), 49.5 (CH), 58.5 (CH<sub>3</sub>), 83.5 (C), 99.6 (C), 122.5 (CH), 125.7 (CH), 126.57 (2 x CH), 126.59 (2 x CH), 126.87 (CH), 126.90 (CH), 127.3 (CH), 127.9 (CH), 128.0 (2 x CH), 129.4 (2 x CH), 138.5 (C), 139.5 (C), 142.9 (C), 146.0 (C), 150.4 (C) ppm; LRMS (EI): *m/z* (%): 466 (M<sup>+</sup>, 1), 317 (18), 189 (31), 149(100); HRMS (EI): calcd for C<sub>25</sub>H<sub>23</sub>IO<sup>+</sup>: 466.0789, found: 466.0789. *Isomer B*: Colourless oil; *R<sub>f</sub>* = 0.40 (hexane:CH<sub>2</sub>Cl<sub>2</sub>, 9:1); 31% yield; <sup>1</sup>H NMR (300 MHz, CDCl<sub>3</sub>, 25 °C): δ = 0.54 (t, *J* = 7.4 Hz, 3H), 1.92 (dq, *J* = 14.9, 7.5 Hz, 1H), 2.14 (dq, *J* = 14.5, 7.1 Hz, 1H), 2.96 (s, 3H), 4.52 (s, 1H), 6.90 (d, *J* = 6.9 Hz, 2H), 6.95-7.10 (m, 5H), 7.11-7.20 (m, 5H), 7.21-7.30 (m, 2H), 7.32-7.41 (m, 1H), 7.72 (d, *J* = 7.5 Hz, 1H) ppm; <sup>13</sup>C{<sup>1</sup>H}NMR (75 MHz, CDCl<sub>3</sub>, 25 °C): δ = 8.2 (CH<sub>3</sub>), 26.0 (CH<sub>2</sub>), 49.7 (CH), 61.8 (CH<sub>3</sub>), 83.6 (C), 98.3 (C), 122.8 (CH), 125.8 (CH), 126.1 (CH), 126.6 (CH), 126.88 (CH), 126.94 (2 x CH), 127.3 (2 x CH), 127.4 (2 x CH), 127.5 (CH), 129.2 (2 x CH), 138.0 (C), 142.5 (C), 143.2 (C), 146.0 (C), 152.4 (C) ppm; LRMS (EI): *m/z* (%): 466 (M<sup>+</sup>, <1), 317 (4), 189 (9), 149(100); HRMS (EI): calcd for C<sub>25</sub>H<sub>23</sub>IO<sup>+</sup>: 466.0789, found: 466.0799.



1  
2  
3  
4  
5  
6  
7  
8  
9  
10  
11  
12  
13  
14  
15  
16  
17  
18  
19  
20  
21  
22  
23  
24  
25  
26  
27  
28  
29  
30  
31  
32  
33  
34  
35  
36  
37  
38  
39  
40  
41  
42  
43  
44  
45  
46  
47  
48  
49  
50  
51  
52  
53  
54  
55  
56  
57  
58  
59  
60

*3-Iodo-1-(methoxydiphenylmethyl)-2-phenyl-1H-indene (7i)*. Colourless solid; Mp = 163–165 °C; Rf = 0.42 (hexane:CH<sub>2</sub>Cl<sub>2</sub>, 9:1); 66% yield (170 mg); <sup>1</sup>H NMR (300 MHz, CDCl<sub>3</sub>, 25 °C): δ = 2.65 (d, *J* = 1.1 Hz, 3H), 5.20 (s, 1H), 6.73–6.78 (m, 3H), 6.97–7.10 (m, 3H), 7.13–7.21 (m, 2H), 7.24–7.51 (m, 9H), 7.60–7.76 (m, 2H) ppm; <sup>13</sup>C{<sup>1</sup>H}NMR (75 MHz, CDCl<sub>3</sub>, 25 °C): δ = 51.9 (CH), 62.1 (CH<sub>3</sub>), 87.9 (C), 98.6 (C), 122.7 (CH), 125.0 (CH), 125.7 (CH), 126.4 (2 x CH), 126.9 (2 x CH), 127.0 (CH), 127.2 (CH), 127.7 (CH), 127.9 (2 x CH), 128.1 (CH), 128.4 (2 x CH), 129.7 (2 x CH), 130.1 (2 x CH), 136.0 (C), 138.5 (C), 139.0 (C), 141.3 (C), 146.9 (C), 152.4 (C) ppm; LRMS/HRMS (EI): Decomposition.

**Synthesis of polycyclic compounds 9 by intramolecular alkoxyiodocyclization of *o*-(alkynyl)styrenes 8:** *N*-Iodosuccinimide (338 mg, 1.5 mmol) was added to a solution of the corresponding starting *o*-(alkynyl)styrene **8** (0.5 mmol) in CH<sub>2</sub>Cl<sub>2</sub> (2 mL). The reaction vial was sealed and protected from light. The resulting mixture was stirred at room temperature until completed consumption of the starting material as determined by TLC or GC-MS (5–12 h). The mixture was quenched by addition of saturated aq Na<sub>2</sub>S<sub>2</sub>O<sub>3</sub> (10 mL). The layers were separated and the aqueous one was extracted with CH<sub>2</sub>Cl<sub>2</sub> (3 × 5 mL). The combined organic layers were dried (Na<sub>2</sub>SO<sub>4</sub>) and the solvents were removed under reduced pressure. The residue was purified by flash column chromatography on silica gel using mixtures of hexane and EtOAc as eluents to obtain the corresponding adducts **9** in the yields depicted in Scheme 5.

*8-Iodo-3,3-dimethyl-3,3a-dihydro-1H-indeno[1,2-c]furan (9a)*. White solid; Mp = 92–94 °C; Rf = 0.34 (hexane:EtOAc 20:1); 46% yield (72 mg); <sup>1</sup>H NMR (500 MHz, CDCl<sub>3</sub>, 25 °C): δ = 0.68 (s, 3H), 1.65 (s, 3H), 3.96 (s, 1H), 4.34 (dd, *J* = 13.9, 1.0 Hz, 1H), 4.70 (d, *J* = 13.9 Hz, 1H), 7.19–7.25 (m, 2H), 7.28 (d, *J* = 7.1 Hz, 1H), 7.37 (t, *J* = 7.5 Hz, 1H) ppm; <sup>13</sup>C{<sup>1</sup>H}NMR (125 MHz, CDCl<sub>3</sub>, 25 °C): δ = 20.9 (CH<sub>3</sub>), 29.1 (CH<sub>3</sub>), 65.4 (CH), 67.5 (CH<sub>2</sub>), 81.4 (C), 86.8 (C), 122.4 (CH), 123.3 (CH), 126.5 (CH), 128.3 (CH), 140.8 (C), 150.2 (C), 161.0 (C) ppm; LRMS (ESI): *m/z* (%): 313 [(M+H)<sup>+</sup>, 100]; HRMS (ESI): calcd for C<sub>13</sub>H<sub>14</sub>IO<sup>+</sup> [(M+H)<sup>+</sup>]: 313.0084; found: 313.0088.

*11-Iodo-6,6-dimethyl-6,6a-dihydroindeno[1,2-c]chromene (9b)*. Yellow oil; Rf = 0.17 (hexane); 51% yield (95 mg); <sup>1</sup>H NMR (300 MHz, CDCl<sub>3</sub>, 25 °C): δ = 0.80 (s, 3H), 1.88 (s, 3H), 3.81 (s, 1H), 6.93 (d, *J* = 8.1 Hz, 1H), 7.02 (t, *J* = 7.6 Hz, 1H), 7.17–7.32 (m, 2H), 7.36–7.52 (m, 3H), 8.48 (d, *J* = 7.6 Hz, 1H) ppm; <sup>13</sup>C{<sup>1</sup>H}NMR (75 MHz, CDCl<sub>3</sub>, 25 °C): δ = 19.0 (CH<sub>3</sub>), 29.0 (CH<sub>3</sub>), 57.1 (CH), 81.0 (C), 87.4 (C), 117.2 (CH), 118.8 (C),

1 119.8 (CH), 122.5 (CH), 123.2 (CH), 124.9 (CH), 126.1 (CH), 127.9 (CH), 130.2 (CH), 139.5 (C), 142.0 (C),  
2 147.2 (C), 155.4 (C) ppm; LRMS (ESI):  $m/z$  (%): 375 [(M+H)<sup>+</sup>, 100]; HRMS (ESI): calcd for C<sub>18</sub>H<sub>16</sub>IO<sup>+</sup>  
3 [(M+H)<sup>+</sup>]: 375.0240; found: 375.0230.

4  
5  
6 *12-Iodo-7,7-dimethyl-7,7a-dihydro-5H-benzo[c]indeno[2,1-e]oxepine (9c)*. Colourless oil; R<sub>f</sub> = 0.40  
7  
8 (hexane:CH<sub>2</sub>Cl<sub>2</sub>, 3:2); 47% yield (91 mg); <sup>1</sup>H NMR (300 MHz, CDCl<sub>3</sub>, 25 °C): δ = 0.82 (s, 3H), 1.72 (s, 3H),  
9 3.96 (s, 1H), 4.46 (d, *J* = 14.6 Hz, 1H), 4.89 (d, *J* = 14.6 Hz, 1H), 7.19–7.48 (m, 7H), 7.65 (d, *J* = 7.4 Hz, 1H)  
10 ppm; <sup>13</sup>C{<sup>1</sup>H}NMR (75 MHz, CDCl<sub>3</sub>, 25 °C): δ = 19.1 (CH<sub>3</sub>), 30.6 (CH<sub>3</sub>), 63.9 (CH), 66.4 (CH<sub>2</sub>), 80.4 (C), 96.6  
11 (C), 123.4 (CH), 123.8 (CH), 126.3 (CH), 127.5 (CH), 127.7 (CH), 127.8 (CH), 128.1 (CH), 131.1 (CH), 137.4  
12 (C), 138.8 (C), 143.5 (C), 146.7 (C), 151.3 (C) ppm; LRMS (EI):  $m/z$  (%): 388 (M<sup>+</sup>, 3), 330 (28), 203 (100),  
13 101 (21); HRMS (EI): calcd for C<sub>19</sub>H<sub>17</sub>IO<sup>+</sup>: 388.0319; found: 388.0327.

14  
15  
16 *12-Iodo-7-(iodomethyl)-7-methyl-7,7a-dihydro-5H-benzo[c]indeno[2,1-e]oxepine (10c)*. Colourless solid, Mp  
17 = 119–121 °C, R<sub>f</sub> = 0.50 (hexane:CH<sub>2</sub>Cl<sub>2</sub>, 3:2), 19% yield (49 mg); <sup>1</sup>H NMR (300 MHz, CDCl<sub>3</sub>, 25 °C): δ =  
18 0.94 (s, 3H), 3.79 (s, 2H), 4.27 (s, 1H), 4.49 (d, *J* = 14.6 Hz, 1H), 4.89 (d, *J* = 14.6 Hz, 1H), 7.18–7.49 (m, 7H),  
19 7.61 (d, *J* = 7.3 Hz, 1H) ppm; <sup>13</sup>C{<sup>1</sup>H}NMR (75 MHz, CDCl<sub>3</sub>, 25 °C): δ = 17.3 (CH<sub>3</sub>), 20.7 (CH<sub>2</sub>), 61.6 (CH),  
20 67.0 (CH<sub>2</sub>), 79.3 (C), 97.2 (C), 123.0 (CH), 124.1 (CH), 126.8 (CH), 127.7 (CH), 128.08 (CH), 128.12 (CH),  
21 128.3 (CH), 131.4 (CH), 137.2 (C), 138.1 (C), 142.4 (C), 146.7 (C), 151.0 (C) ppm; LRMS (EI):  $m/z$  (%): 514  
22 (M<sup>+</sup>, 2), 330 (49), 203 (100); HRMS (EI): calcd for C<sub>19</sub>H<sub>16</sub>I<sub>2</sub>O<sup>+</sup>: 513.9286, found: 513.9291.

23  
24  
25 *2-(4-Hydroxybutyl)-3-iodo-1-(prop-1-en-2-yl)-1H-indene (2m)*. Colourless oil; R<sub>f</sub> = 0.14 (hexane:EtOAc, 5:1);  
26 58% yield (103 mg); <sup>1</sup>H NMR (300 MHz, CDCl<sub>3</sub>, 25 °C): δ = 1.15 (s, 3H), 1.50–1.75 (m, 4H), 2.29–2.38 (m,  
27 1H), 2.55–2.64 (m, 1H), 3.68 (t, *J* = 6.1 Hz, 2H), 4.10 (s, 1H), 5.03–5.10 (m, 1H), 5.20 (bs, 1H), 7.18–7.27 (m,  
28 3H), 7.31–7.37 (m, 1H) ppm; <sup>13</sup>C{<sup>1</sup>H}NMR (75 MHz, CDCl<sub>3</sub>, 25 °C): δ = 16.9 (CH<sub>3</sub>), 25.2 (CH<sub>2</sub>), 30.8 (CH<sub>2</sub>),  
29 32.4 (CH<sub>2</sub>), 60.5 (CH), 62.6 (CH<sub>2</sub>), 94.9 (C), 115.7 (CH<sub>2</sub>), 121.4 (CH), 122.7 (CH), 125.7 (CH), 127.2 (CH),  
30 143.0 (C), 143.6 (C), 145.3 (C), 154.1 (C) ppm; HRMS (ESI): calcd for C<sub>16</sub>H<sub>19</sub>IO<sup>+</sup> [(M+Na)<sup>+</sup>]: 377.0373;  
31 found: 377.0372.

32  
33  
34  
35  
36  
37  
38  
39  
40  
41  
42  
43  
44  
45  
46  
47  
48  
49  
50  
51  
52  
53 **Palladium-catalyzed Suzuki cross-coupling reactions of 3-iodoindenes:** These reactions were conducted  
54 following the methodology described by Wu et al.<sup>37</sup> The corresponding 3-iodoindene (0.2 mmol) was added to  
55 a mixture of arylboronic acid (1.5 equiv., 0.3 mmol), Pd(OAc)<sub>2</sub> (0.9 mg, 2 mol%), S-Phos (3.3 mg, 4 mol%)  
56 and K<sub>3</sub>PO<sub>4</sub> (84 mg, 2 equiv., 0.4 mmol) in toluene (1 mL) and the solution stirred at 80 °C until full conversion  
57  
58  
59  
60

1 was observed by TLC or GC-MS (6 h). The solvent was evaporated and the residue was purified by flash  
2 chromatography on silica gel using mixtures of hexane and EtOAc as eluents to obtain the corresponding 2,3-  
3 diaryl-1*H*-indenes **11-12** or the 2,3-diarylbenzofulvene **13a** in the yields depicted in Scheme 6. The  
4  
5  
6 characterization data of **11a,b**<sup>29</sup> and **13a**<sup>33</sup> have been previously reported.

7  
8  
9 *2-(4-Methoxyphenyl)-1-(2-methoxypropan-2-yl)-3-phenyl-1H-indene (12a)*. White solid; Mp = 138–140 °C; R<sub>f</sub>  
10 = 0.23 (hexane:EtOAc, 20:1); 86% yield (64 mg); <sup>1</sup>H NMR (500 MHz, CDCl<sub>3</sub>, 25 °C): δ = 0.86 (s, 3H), 0.93 (s,  
11 3H), 3.40 (s, 3H), 3.79 (s, 3H), 4.35 (s, 1H), 6.78 (d, *J* = 8.4 Hz, 2H), 7.06 (d, *J* = 8.4 Hz, 2H), 7.20–7.31 (m,  
12 6H), 7.32–7.36 (m, 2H), 7.72 (d, *J* = 7.2 Hz, 1H) ppm; <sup>13</sup>C{<sup>1</sup>H}NMR (125 MHz, CDCl<sub>3</sub>, 25 °C): δ = 21.3  
13 (CH<sub>3</sub>), 25.4 (CH<sub>3</sub>), 49.1 (CH), 55.0 (CH<sub>3</sub>), 58.4 (CH<sub>3</sub>), 113.2 (2 x CH), 119.8 (CH), 124.7 (CH), 126.0 (CH),  
14 126.6 (CH), 126.6 (CH), 128.1 (2 x CH), 129.6 (2 x CH), 130.3 (C), 130.6 (2 x CH), 135.4 (C), 141.2 (C),  
15 144.1 (C), 144.4 (C), 145.8 (C), 158.2 (C) ppm; LRMS (ESI): *m/z* (%): 393 [(M+Na)<sup>+</sup>, 100], 339 (49); HRMS  
16 (ESI): calcd for C<sub>26</sub>H<sub>26</sub>O<sub>2</sub>Na<sup>+</sup> [(M+Na)<sup>+</sup>]: 393.1825, found: 393.1827.

17  
18  
19  
20  
21  
22  
23  
24  
25  
26  
27 **Palladium-catalyzed Sonogashira cross-coupling reaction of 3-iodobenzofulvenes: Synthesis of 2-(aryl)-**  
28  
29 **1a,1a-diphenyl-3-(phenylethynyl)benzofulvenes 14a,b**: These reactions were conducted following the  
30 methodology described by Michelet, Toullec et al.<sup>13a</sup> The corresponding 3-iodobenzofulvene **6** (0.2 mmol) was  
31 dissolved in a 3:1 mixture of NEt<sub>3</sub> and toluene (0.1 M) under argon. Then phenylacetylene (33 μL, 0.3 mmol,  
32 1.5 equiv.), PdCl<sub>2</sub>(PPh<sub>3</sub>)<sub>2</sub> (8.6 mg, 6 mol %), and CuI (1.2 mg, 3 mol %) were added and the reaction mixture  
33 was stirred at 50 °C overnight. The resulting mixture was washed with a saturated solution of NH<sub>4</sub>Cl, the layers  
34 were separated and the aqueous one was extracted with EtOAc (3 x 5 mL). The combined organic layers were  
35 dried (Na<sub>2</sub>SO<sub>4</sub>) and the solvents were removed under reduced pressure. The solvent was evaporated and the  
36 residue was purified by flash chromatography on silica gel using hexane:EtOAc (50:1) as eluent to obtain the  
37 corresponding 2-(aryl)-1a,1a-diphenyl-3-(phenylethynyl)benzofulvenes **14** in the yields depicted in Scheme 6.

38  
39  
40  
41  
42  
43  
44  
45  
46  
47  
48 *1a,1a,2-Triphenyl-3-(phenylethynyl)benzofulvene (14a)*. Red solid; Mp = 173–175 °C; R<sub>f</sub> = 0.27  
49 (hexane:EtOAc, 50:1); 95% yield (87 mg); <sup>1</sup>H NMR (300 MHz, CDCl<sub>3</sub>, 25 °C): δ = 6.45 (d, *J* = 7.9 Hz, 1H),  
50 6.85–7.11 (m, 9H), 7.19–7.43 (m, 6H), 7.44–7.59 (m, 7H), 7.65 (d, *J* = 7.5 Hz, 1H) ppm; <sup>13</sup>C{<sup>1</sup>H}NMR (75  
51 MHz, CDCl<sub>3</sub>, 25 °C): δ = 85.3 (C), 98.9 (C), 119.7 (CH), 122.9 (CH), 123.4 (C), 125.5 (CH), 125.6 (C), 125.8  
52 (CH), 126.76 (2 x CH), 126.81 (2 x CH), 127.0 (CH), 128.0 (CH), 128.10 (3 x CH), 128.4 (2 x CH), 128.9  
53 (CH), 129.8 (2 x CH), 131.0 (2 x CH), 131.5 (2 x CH), 132.4 (2 x CH), 136.1 (C), 137.1 (C), 137.3 (C), 141.1  
54 (CH), 129.8 (2 x CH), 131.0 (2 x CH), 131.5 (2 x CH), 132.4 (2 x CH), 136.1 (C), 137.1 (C), 137.3 (C), 141.1  
55 (CH), 129.8 (2 x CH), 131.0 (2 x CH), 131.5 (2 x CH), 132.4 (2 x CH), 136.1 (C), 137.1 (C), 137.3 (C), 141.1  
56 (CH), 129.8 (2 x CH), 131.0 (2 x CH), 131.5 (2 x CH), 132.4 (2 x CH), 136.1 (C), 137.1 (C), 137.3 (C), 141.1  
57 (CH), 129.8 (2 x CH), 131.0 (2 x CH), 131.5 (2 x CH), 132.4 (2 x CH), 136.1 (C), 137.1 (C), 137.3 (C), 141.1  
58 (CH), 129.8 (2 x CH), 131.0 (2 x CH), 131.5 (2 x CH), 132.4 (2 x CH), 136.1 (C), 137.1 (C), 137.3 (C), 141.1  
59 (CH), 129.8 (2 x CH), 131.0 (2 x CH), 131.5 (2 x CH), 132.4 (2 x CH), 136.1 (C), 137.1 (C), 137.3 (C), 141.1  
60 (CH), 129.8 (2 x CH), 131.0 (2 x CH), 131.5 (2 x CH), 132.4 (2 x CH), 136.1 (C), 137.1 (C), 137.3 (C), 141.1

(C), 141.4 (C), 142.8 (C), 145.5 (C), 150.5 (C) ppm; LRMS (ESI):  $m/z$  (%): 457 [(M+H)<sup>+</sup>, 100]; HRMS (ESI): calcd for C<sub>36</sub>H<sub>25</sub><sup>+</sup> [(M+H)<sup>+</sup>]: 457.1951; found: 457.1951.

*1a,1a-Diphenyl-3-(phenylethynyl)-2-thienylbenzofulvene (14b)*. Red solid; Mp = 162–164 °C; R<sub>f</sub> = 0.23 (hexane:EtOAc, 50:1); 93% yield (86 mg); <sup>1</sup>H NMR (300 MHz, CDCl<sub>3</sub>, 25 °C): δ = 6.39 (d, *J* = 7.8 Hz, 1H), 6.75–6.87 (m, 2H), 6.87–7.12 (m, 6H), 7.17–7.30 (m, 2H), 7.30–7.56 (m, 10H), 7.60 (d, *J* = 7.4 Hz, 1H) ppm; <sup>13</sup>C{<sup>1</sup>H}NMR (75 MHz, CDCl<sub>3</sub>, 25 °C): δ = 85.3 (C), 99.6 (C), 119.7 (CH), 122.8 (CH), 122.9 (CH), 123.4 (C), 123.6 (CH), 125.2 (C), 125.5 (CH), 126.7 (2 x CH), 127.1 (CH), 128.2 (4 x CH), 128.4 (2 x CH), 128.9 (CH), 129.0 (CH), 131.0 (2 x CH), 131.5 (2 x CH), 132.3 (2 x CH), 136.3 (C), 137.0 (C), 137.5 (C), 140.2 (C), 141.0 (C), 141.3 (C), 142.7 (C), 150.4 (C) ppm; LRMS (ESI):  $m/z$  (%): 463 [(M+H)<sup>+</sup>, 100]; HRMS (ESI): calcd for C<sub>34</sub>H<sub>23</sub>S<sup>+</sup> [(M+H)<sup>+</sup>]: 463.1515; found: 463.1516.

**Derivatization of iodoindene 2a via I/Li exchange: Synthesis of 3-functionalized-1H-indenes 15:** *n*-BuLi (1.0 equiv., 0.5 mmol, 0.31 mL 1.6 M) was added to a solution of iodoindene **2a** (1.0 equiv., 0.5 mmol, 179 mg) in Et<sub>2</sub>O (5 mL) at –78 °C and stirred at this temperature for 30 min. Then the appropriate electrophile (1.0–1.5 equiv., 0.5–0.75 mmol) was added and the resulting mixture stirred at –78 °C for 30 min and then allowed to reach room temperature. Water was added, the layers were separated and the aqueous one was extracted with CH<sub>2</sub>Cl<sub>2</sub> (3 x 10 mL). The combined organic layers were dried (Na<sub>2</sub>SO<sub>4</sub>) and the solvents were removed under reduced pressure. The residue was purified by flash chromatography on silica gel using mixtures of hexane and EtOAc as eluents to obtain the corresponding 3-functionalized-1H-indenes **15** in the yields depicted in Scheme 7.

*3-Deutero-1-isopropenyl-2-phenyl-1H-indene (15a)*. Synthesized following the general procedure using MeOD in excess (0.25 mL/mmol, ~12 equiv.) as electrophile. White solid; Mp = 103–105 °C; R<sub>f</sub> = 0.43 (hexane); 99% yield (115 mg, > 99%-D at C3); <sup>1</sup>H NMR (300 MHz, CDCl<sub>3</sub>, 25 °C): δ = 1.19 (bs, 3H), 4.59 (s, 1H), 5.07–5.14 (m, 1H), 5.34–5.41 (m, 1H), 7.21–7.46 (m, 7H), 7.64–7.77 (m, 2H) ppm; <sup>13</sup>C{<sup>1</sup>H}NMR (75 MHz, CDCl<sub>3</sub>, 25 °C): δ = 17.1 (CH<sub>3</sub>), 58.8 (CH), 115.1 (CH<sub>2</sub>), 120.9 (CH), 123.3 (CH), 125.3 (CH), 126.4 (2 x CH), 127.3 (CH), 127.6 (CH), 128.6 (2 x CH), 135.7 (C), 144.3 (C), 145.1 (C), 146.4 (C), 148.6 (C) ppm. The signal corresponding to the carbon bonded to deuterium is not observed; LRMS (EI):  $m/z$  (%): 233 (M<sup>+</sup>, 58), 218 (100), 190 (56); HRMS (EI): calcd for C<sub>18</sub>H<sub>15</sub>D<sup>+</sup>: 233.1310, found: 233.1316.

1  
2  
3  
4  
5  
6  
7  
8  
9  
10  
11  
12  
13  
14  
15  
16  
17  
*l*-Isopropenyl-3-methylsulfanyl-2-phenyl-1*H*-indene (**15b**). Synthesized following the general procedure using dimethyl disulfide (1.5 equiv.) as electrophile. Colourless solid; Mp = 98–100 °C; R<sub>f</sub> = 0.45 (hexane:CH<sub>2</sub>Cl<sub>2</sub>, 9:1); 94% yield (131 mg); <sup>1</sup>H NMR (300 MHz, CDCl<sub>3</sub>, 25 °C): δ = 1.14 (bs, 3H), 2.34 (s, 3H), 4.69 (s, 1H), 5.01 (bs, 1H), 5.25 (bs, 1H), 7.29–7.41 (m, 2H), 7.41–7.51 (m, 4H), 7.65–7.75 (m, 3H) ppm; <sup>13</sup>C{<sup>1</sup>H}NMR (75 MHz, CDCl<sub>3</sub>, 25 °C): δ = 17.0 (CH<sub>3</sub>), 17.3 (CH<sub>3</sub>), 60.9 (CH), 115.7 (CH<sub>2</sub>), 120.4 (CH), 123.3 (CH), 125.9 (CH), 127.4 (CH), 127.7 (CH), 128.1 (2 x CH), 129.3 (2 x CH), 133.7 (C), 135.3 (C), 143.9 (C), 144.4 (C), 145.0 (C), 149.7 (C) ppm; LRMS (EI): *m/z* (%): 278 (M<sup>+</sup>, 13), 263 (41), 215 (100), 77 (16); HRMS (EI): calcd for C<sub>19</sub>H<sub>18</sub>S<sup>+</sup>: 278.1124, found: 278.1128.

18  
19  
20  
21  
22  
23  
24  
25  
26  
27  
28  
29  
30  
31  
32  
*l*-Isopropenyl-2-phenyl-3-tributylstannyl-1*H*-indene (**15c**). Synthesized following the general procedure using ClSnBu<sub>3</sub> (1.0 equiv.) as electrophile. Pale yellow oil; R<sub>f</sub> = 0.42 (hexane:CH<sub>2</sub>Cl<sub>2</sub>, 9:1); 96% yield (250 mg); <sup>1</sup>H NMR (300 MHz, CDCl<sub>3</sub>, 25 °C): δ = 0.77–1.08 (m, 15H), 1.14 (bs, 3H), 1.18–1.55 (m, 12H), 4.57 (s, 1H), 4.93 (bs, 1H), 5.12 (bs, 1H), 7.18–7.27 (m, 1H), 7.28–7.49 (m, 8H) ppm; <sup>13</sup>C{<sup>1</sup>H}NMR (75 MHz, CDCl<sub>3</sub>, 25 °C): δ = 10.8 (3 x CH<sub>2</sub>), 13.8 (3 x CH<sub>3</sub>), 17.0 (CH<sub>3</sub>), 27.7 (3 x CH<sub>2</sub>), 29.4 (3 x CH<sub>2</sub>), 63.7 (CH), 115.3 (CH<sub>2</sub>), 122.4 (CH), 123.3 (CH), 124.6 (CH), 127.1 (CH), 127.5 (CH), 128.0 (2 x CH), 128.6 (2 x CH), 139.4 (C), 142.6 (C), 144.1 (C), 146.3 (C), 151.0 (C), 161.2 (C) ppm; LRMS (EI)/HRMS (EI): Decomposition.

33  
34  
35  
36  
37  
38  
39  
40  
41  
42  
43  
44  
45  
46  
47  
48  
49  
50  
51  
52  
53  
54  
55  
56  
57  
58  
59  
60  
*l*-Isopropenyl-3-(1-(4-chlorophenyl)-1-hydroxymethyl)-2-phenyl-1*H*-indene (**15d**). Synthesized following the general procedure using *p*-chlorobenzaldehyde (1.0 equiv.) as electrophile. Colourless oil; R<sub>f</sub> = 0.43 (hexane:EtOAc, 9:1); 66% yield (123 mg); Obtained as a ~1:1 mixture of diastereoisomers; <sup>1</sup>H NMR (300 MHz, CDCl<sub>3</sub>, 25 °C): δ = 1.17 (s, 6H), 4.57 (s, 1H), 4.67 (s, 1H), 4.94 (bs, 1H), 4.96 (bs, 1H), 5.14 (bs, 1H), 5.20 (bs, 1H), 6.10 (s, 1H), 6.12 (s, 1H), 7.14–7.55 (m, 26H) ppm; <sup>13</sup>C{<sup>1</sup>H}NMR (75 MHz, CDCl<sub>3</sub>, 25 °C): δ = 17.2 (CH<sub>3</sub>), 17.4 (CH<sub>3</sub>), 60.9 (CH), 61.3 (CH), 68.9 (CH), 69.4 (CH), 116.0 (2 x CH<sub>2</sub>), 121.8 (CH), 122.6 (CH), 123.5 (2 x CH), 125.55 (CH), 125.62 (CH), 127.02 (CH), 127.04 (CH), 127.2 (2 x CH), 127.89 (CH), 127.92 (CH), 128.0 (2 x CH), 128.5 (2 x CH), 128.6 (2 x CH), 128.7 (2 x CH), 128.8 (2 x CH), 128.9 (2 x CH), 129.0 (2 x CH), 132.9 (C), 133.4 (C), 135.0 (C), 135.5 (C), 139.7 (C), 140.0 (C), 140.3 (C), 140.7 (C), 142.4 (C), 142.5 (C), 143.1 (C), 143.3 (C), 145.6 (C), 145.7 (C), 147.5 (C), 148.0 (C) ppm; HRMS (EI): calcd for C<sub>25</sub>H<sub>21</sub>ClO<sup>+</sup>: 372.1275, found: 372.1261.

1  
2  
3  
4  
5  
6  
7  
8  
9  
10  
11  
12  
13  
14  
15  
16  
17  
18  
19  
20  
21  
22  
23  
24  
25  
26  
27  
28  
29  
30  
31  
32  
33  
34  
35  
36  
37  
38  
39  
40  
41  
42  
43  
44  
45  
46  
47  
48  
49  
50  
51  
52  
53  
54  
55  
56  
57  
58  
59  
60

*1-Isopropenyl-3-methoxycarbonyl-2-phenyl-1H-indene (15e)*. Synthesized following the general procedure using methyl chloroformate (1.0 equiv.) as electrophile. Colourless solid; Mp= 77–79 °C; R<sub>f</sub> = 0.35 (hexane:CH<sub>2</sub>Cl<sub>2</sub>, 3:2); 81% yield (118 mg). Traces of the isomeric indene were detected; <sup>1</sup>H NMR (300 MHz, CDCl<sub>3</sub>, 25 °C): δ = 1.13 (bs, 3H), 3.82 (s, 3H), 4.65 (s, 1H), 4.97 (bs, 1H), 5.18 (bs, 1H), 7.25–7.45 (m, 8H), 7.75–7.82 (m, 1H) ppm; <sup>13</sup>C{<sup>1</sup>H}NMR (75 MHz, CDCl<sub>3</sub>, 25 °C): δ = 17.3 (CH<sub>3</sub>), 51.8 (CH<sub>3</sub>), 61.9 (CH), 116.5 (CH<sub>2</sub>), 121.8 (CH), 123.4 (CH), 126.2 (CH), 127.6 (CH), 128.1 (2 x CH), 128.5 (CH), 128.9 (2 x CH), 131.2 (C), 135.0 (C), 141.8 (C), 142.8 (C), 144.6 (C), 155.9 (C), 166.1 (C) ppm; LRMS (EI): *m/z* (%): 290 (M<sup>+</sup>, 26), 230 (48), 215 (100); HRMS (EI): calcd for C<sub>20</sub>H<sub>18</sub>O<sub>2</sub><sup>+</sup>: 290.1302, found: 290.1310.

**Derivatization of iodobenzofulvenes 6 via I/Li exchange: Synthesis of 3-functionalized benzofulvenes 16:** These reactions were conducted following the same methodology described for iodindene **2a**, although in a 0.2 mmol scale, to obtain the corresponding 3-functionalized benzofulvenes **16** in the yields depicted in Scheme 7.

*1-(Diphenylmethylene)-3-(1-(4-chlorophenyl)-1-hydroxymethyl)-2-(3-fluorophenyl)-1H-indene (16a)*

Synthesized following the general procedure using *p*-chlorobenzaldehyde (1.0 equiv.) as electrophile. Orange solid; Mp= 103–105 °C; R<sub>f</sub>= 0.21 (hexane:EtOAc, 20:1); 81% yield (83 mg); <sup>1</sup>H NMR (500 MHz, CDCl<sub>3</sub>, 25 °C): δ = 2.28 (bs, 1H), 5.88 (s, 1H), 6.45 (d, *J* = 7.9 Hz, 1H), 6.57–6.81 (m, 3H), 6.83–6.95 (m, 7H), 7.04 (td, *J* = 7.5, 1.0 Hz, 1H), 7.25 (d, *J* = 7.6 Hz, 1H), 7.30–7.51 (m, 9H) ppm; <sup>13</sup>C{<sup>1</sup>H}NMR (125 MHz, CDCl<sub>3</sub>, 25 °C): δ = 69.5 (CH), 113.3 (d, *J* = 20.7 Hz, CH), 117.3 (bs, CH), 122.0 (CH), 123.9 (CH), 125.5 (CH), 126.1 (bs, CH), 127.0 (CH), 127.3 (2 x CH), 127.6 (bs, 2 x CH), 128.3 (CH), 128.7 (2 x CH), 128.8 (d, *J* = 8.5 Hz, CH), 129.1 (3 x CH), 130.8 (bs, 2 x CH), 131.0 (bs, 2 x CH), 133.1 (C), 137.9 (C), 138.0 (C), 138.6 (d, *J* = 7.9 Hz, C), 139.6 (d, *J* = 2.0 Hz, C), 139.7 (C), 140.7 (C), 141.7 (C), 142.9 (C), 143.0 (C), 150.8 (C), 162.0 (d, *J* = 245.8 Hz, C) ppm; LRMS (ESI): *m/z* (%): 537 [(M+Na)<sup>+</sup>, 38], 497 (100); HRMS (ESI): calcd for C<sub>35</sub>H<sub>24</sub>ClFONa<sup>+</sup> [(M+Na)<sup>+</sup>]: 537.1392; found: 537.1397.

*1-(Diphenylmethylene)-3-methoxycarbonyl-2-phenylsulfanyl-1H-indene (16b)*. Synthesized following the general procedure using methyl chloroformate (1.0 equiv.) as electrophile. Red oil; R<sub>f</sub> = 0.41 (hexane:EtOAc, 5:1); 76% yield (68 mg); <sup>1</sup>H NMR (500 MHz, CDCl<sub>3</sub>, 25 °C): δ = 3.62 (s, 3H), 6.44 (d, *J* = 7.9 Hz, 1H), 6.88 (td, *J* = 7.9, 1.1 Hz, 1H), 6.97–7.01 (m, 2H), 7.03–7.07 (m, 1H), 7.08–7.14 (m, 4H), 7.18 (td, *J* = 7.6, 0.9 Hz,

1H), 7.29–7.33 (m, 4H), 7.93–7.45 (m, 3H), 7.47–7.52 (m, 1H), 7.64 (d,  $J = 7.6$  Hz, 1H) ppm;  $^{13}\text{C}\{^1\text{H}\}$ NMR (125 MHz,  $\text{CDCl}_3$ , 25 °C):  $\delta = 51.6$  ( $\text{CH}_3$ ), 121.0 (CH), 123.2 (CH), 125.8 (CH), 126.0 (CH), 127.5 (CH), 128.1 (2 x CH), 128.6 (2 x CH), 128.8 (2 x CH), 129.1 (2 x CH), 129.8 (CH), 129.9 (CH), 131.4 (2 x CH), 132.6 (2 x CH), 137.03 (C), 137.04 (C), 138.4 (C), 138.5 (C), 139.7 (C), 140.1 (C), 142.1 (C), 142.4 (C), 155.2 (C), 165.3 (C) ppm; LRMS (ESI):  $m/z$  (%): 469  $[(\text{M}+\text{Na})^+]$ , 100], 447  $[(\text{M}+\text{H})^+]$ , 26], 415 (62); HRMS (ESI): calcd for  $\text{C}_{30}\text{H}_{23}\text{O}_2\text{S}^+$   $[(\text{M}+\text{H})^+]$ : 447.1413; found: 447.1407.

## ACKNOWLEDGMENTS

We gratefully acknowledge Ministerio de Economía y Competitividad (MINECO) and FEDER (CTQ2013-48937-C2-1P) and Junta de Castilla y León (BU237U13 and BU076U16) for financial support. P. G. G. thanks MINECO for a “Ramón y Cajal” contract. A. M. S. thanks Junta de Castilla y León (Consejería de Educación) and Fondo Social Europeo for a PIRTU contract. M.A.R. thanks Ministerio de Educación y Ciencia (MEC) for a “Young Foreign Researchers” (SB2009-0186) contract.

**Supporting Information.**  $^1\text{H}$  and  $^{13}\text{C}\{^1\text{H}\}$ NMR spectra for all new compounds (spectra of iodoindenes **2** and **4** correspond to samples obtained by method A). Crystallographic data for **6a**.

## REFERENCES

- (1) Seltzman, H. H.; Shiner, C.; Hirt, E. E.; Gilliam, A. F.; Thomas, B. F.; Maitra, R.; Snyder, R.; Black, S. L.; Patel, P. R.; Mulpuri, Y.; Spigelman, I. *J. Med. Chem.* **2016**, *59*, 7525–7543.
- (2) Liedtke, A. J.; Crews, B. C.; Daniel, C. M.; Blobaum, A. L.; Kingsley, P. J.; Ghebreselasie, K.; Marnett, L. *J. J. Med. Chem.* **2012**, *55*, 2287–2300.
- (3) Alcalde, E.; Mesquida, N.; López-Pérez, S.; Frigola, J.; Mercè, R. *J. Med. Chem.* **2009**, *52*, 675–687.
- (4) Huffman, J. W.; Padgett, L. W. *Curr. Med. Chem.*, **2005**, *12*, 1395–1411.
- (5) Gu, X.; Luhman, W. A.; Yagodkin, E.; Holmes, R. J.; Douglas, C. J. *Org. Lett.* **2012**, *14*, 1390–1393.

- 1 (6) Nishida, J.-i.; Tsukaguchi, S.; Yamashita, Y. *Chem. Eur. J.* **2012**, *18*, 8964–8970.
- 2
- 3 (7) Levi, Z. U.; Tilley, T. D. *J. Am. Chem. Soc.* **2010**, *132*, 11012–11014.
- 4
- 5 (8) Yang, J.; Lakshmikantham, M. V.; Cava, M. P.; Lorcy, D.; Bethelot, J. R. *J. Org. Chem.* **2000**, *65*,
- 6
- 7 6739–6742.
- 8
- 9 (9) Barbera, J.; Rakitin, O. A.; Ros, M. B.; Torroba, T. *Angew. Chem. Int. Ed.* **1998**, *37*, 296–299.
- 10
- 11 (10) Morton, J. G. M.; Al-Shammari, H.; Sun, Y.; Zhua, J.; Stephan, D. W. *Dalton Trans.* **2014**, *43*,
- 12
- 13 13219–13231.
- 14
- 15
- 16 (11) Enders, M.; Baker, R. W. *Curr. Org. Chem.*, **2006**, *10*, 937–953.
- 17
- 18 (12) For recent reviews, see: (a) Gabriele, B.; Mancuso, R.; Veltri, L. *Chem. Eur. J.* **2016**, *22*, 5056–5094. (b)
- 19
- 20 Qiu, G.; Wu, J. *Synlett* **2014**, *25*, 2703–2713.
- 21
- 22 (13) Selected recent examples of synthesis of haloindenes: (a) Grandclaude, C.; Michelet, V.; Toullec, P. Y.
- 23
- 24 *Org. Lett.* **2016**, *18*, 676–679 and references cited therein. (b) Morán-Poladura, P.; Rubio, E.; González, J. M.
- 25
- 26 *Angew. Chem., Int. Ed.* **2015**, *127*, 3095–3098. (c) Nösel, P.; Lauterbach, T.; Rudolph, M.; Rominger, F.;
- 27
- 28 Hashmi, A. S. K. *Chem. Eur. J.* **2013**, *19*, 8634–8641.
- 29
- 30
- 31 (14) Sanjuán, A. M.; García-García, P.; Fernández-Rodríguez, M. A.; Sanz, R. *Adv. Synth. Catal.* **2013**, *355*,
- 32
- 33 1955–1962.
- 34
- 35
- 36 (15) García-García, P.; Martínez, A.; Sanjuán, A. M.; Fernández-Rodríguez, M. A.; Sanz, R. *Org. Lett.* **2011**,
- 37
- 38 *13*, 4970–4973.
- 39
- 40
- 41 (16) Sanjuán, A. M.; Virumbrales, C.; García-García, P.; Fernández-Rodríguez, M. A.; Sanz, R. *Org. Lett.*
- 42
- 43 **2016**, *18*, 1072–1075.
- 44
- 45 (17) Sanjuán, A. M.; Rashid, M. A.; García-García, P.; Martínez-Cuezva, A.; Fernández-Rodríguez, M. A.;
- 46
- 47 Rodríguez, F.; Sanz, R. *Chem. Eur. J.* **2015**, *21*, 3042–3052.
- 48
- 49
- 50 (18) García-García, P.; Rashid, M. A.; Sanjuán, A. M.; Fernández-Rodríguez, M. A.; Sanz, R. *Org. Lett.* **2012**,
- 51
- 52 *14*, 4778–4781.
- 53
- 54 (19) Martínez, A.; García-García, P.; Fernández-Rodríguez, M. A.; Rodríguez, F.; Sanz, R. *Angew. Chem. Int.*
- 55
- 56 *Ed.* **2010**, *49*, 4633–4637.
- 57
- 58
- 59
- 60



- 1  
2  
3  
4  
5  
6  
7  
8  
9  
10  
11  
12  
13  
14  
15  
16  
17  
18  
19  
20  
21  
22  
23  
24  
25  
26  
27  
28  
29  
30  
31  
32  
33  
34  
35  
36  
37  
38  
39  
40  
41  
42  
43  
44  
45  
46  
47  
48  
49  
50  
51  
52  
53  
54  
55  
56  
57  
58  
59  
60
- (20) For selected reviews, see: (a) Aggarwal, T.; Kumar, S.; Verma, A. K. *Org. Biomol. Chem.* **2016**, *14*, 7639–7653. (b) Singh, S.; Chimni, S. S. *Synthesis* **2015**, *47*, 1961–1989. (c) Godoi, B.; Schumacher, R. F.; Zeni, G. *Chem. Rev.* **2011**, *111*, 2937–2980. (d) Rodríguez F.; Fañanás, F. J. in *Handbook of Cyclization Reactions*; Ed.: Ma, S.; Wiley-VCH, Weinheim, Germany, **2010**, vol. 2, p. 951.
- (21) For reviews discussing the analogy frequently observed between the reactivity of alkynes activated by gold or iodine, see: (a) Hummel, S.; Kirsch, S. F. *Beilstein J. Org. Chem.* **2011**, *7*, 847–859. (b) Yamamoto, Y.; Gridnev, I. D.; Patil, N. T.; Jin, T. *Chem. Commun.* **2009**, 5075–5087.
- (22) For a review on the usefulness of *o*-(alkynyl)styrenes and other 1,3-dien-5-yne in the synthesis of carbo- and heterocycles, see: Aguilar, E.; Sanz, R.; Fernández-Rodríguez, M. A.; García-García, P. *Chem. Rev.* **2016**, *116*, 8256–8311.
- (23) (a) Wang, J.; Zhu, H.-T.; Qiu, Y.-F.; Niu, Y.; Chen, S.; Li, Y.-X.; Liu, X.-Y.; Liang, Y.-M. *Org. Lett.* **2015**, *17*, 3186–3189. (b) Chen, Y.; Liu, X.; Lee, M.; Huang, C.; Inoyatov, I.; Chen, Z.; Perl, A. C.; Hersh, W. H. *Chem. Eur. J.* **2013**, *19*, 9795–9799. For a review, see: (c) Palisse, A.; Kirsch, S. F. *Org. Biomol. Chem.* **2012**, *10*, 8041–8047 and references therein. For seminal work, see: (d) Barluenga, J.; González, J. M.; Campos, P. J.; Asensio, G. *Angew. Chem., Int. Ed. Engl.* **1988**, *27*, 1546–1547.
- (24) Huber, F.; Kirsch, S. F. *J. Org. Chem.* **2013**, *78*, 2780–2785.
- (25) Kummerlöwe, G.; Crone, B.; Kretschmer, M.; Kirsch, S. F.; Luy, B. *Angew. Chem. Int. Ed.* **2011**, *50*, 2643–2645.
- (26) Crone, B.; Kirsch, S. F.; Umland, K.-D. *Angew. Chem. Int. Ed.* **2010**, *49*, 4661–4664.
- (27) For other 6-*endo* iodocyclizations of 1,5-enynes, see: (a) Fei, N.; Hou, Q.; Wang, S.; Wang, H.; Yao, Z.-J. *Org. Biomol. Chem.* **2010**, *8*, 4096–4103. (b) Lim, C.; Rao, M. S.; Shin, S. *Synlett* **2010**, 368–373.
- (28) Harschneck, T.; Kirsch, S. F.; Wegener, M. *Synlett* **2011**, 1151–1153.
- (29) Sanz, R.; Martínez, A.; García-García, P.; Fernández-Rodríguez, M. A.; Rashid, M. A.; Rodríguez, F. *Chem. Commun.* **2010**, *46*, 7427–7429.
- (30) Shortly after we communicated our preliminary results (ref. 29), a related 5-*endo* iodocyclization of 1,5-enynes was reported: Pradal, A.; Nasr, A.; Toullec, P. Y.; Michelet, V. *Org. Lett.* **2010**, *12*, 5222–5225.

1 (31) For a single example of a related bromocyclization of a 1,5-enyne, see: Schreiner, P. R.; Prall, M.; Lutz, V.

2 *Angew. Chem. Int. Ed.*, **2003**, *42*, 5757–5760.

3  
4 (32) CCDC 1508360 (**6a**) contains the supplementary crystallographic data for this paper. These data can be

5 obtained free of charge from The Cambridge Crystallographic Data Centre via

6  
7 [www.ccdc.cam.ac.uk/data\\_request/cif](http://www.ccdc.cam.ac.uk/data_request/cif).

8  
9 (33) Martinelli, C.; Cardone, A.; Pinto, V.; Talamo, M. M.; D'ariento, M. L.; Mesto, E.; Schingaro, E.;

10  
11 Scordari, F.; Naso, F.; Musio, R.; Farinola, G. M. *Org. Lett.* **2014**, *16*, 3424–3427.

12  
13 (34) For other examples of iodocyclizations of enynes with concomitant incorporation of a nucleophile see

14  
15 references (23e), (27a) and (30).

16  
17 (35) Lowering the quantity of methanol gave rise to higher amounts of iodoindene **2a**, derived from a

18  
19 competitive elimination process.

20  
21 (36) In the cyclization of **8c** diiodinated compound **10c** was also isolated in 19% yield.

22  
23 (37) Ye, S.; Gao, K.; Zhou, H.; Yang, X.; Wu, J. *Chem. Commun.* **2009**, 5406–5408.

24  
25  
26  
27  
28  
29  
30  
31  
32  
33  
34  
35  
36  
37  
38  
39  
40  
41  
42  
43  
44  
45  
46  
47  
48  
49  
50  
51  
52  
53  
54  
55  
56  
57  
58  
59  
60