

“Back-to-Front” Indole and Carbazole Synthesis from *N,N*-Bis-(2-bromoallyl)amines by Combining Carbolithiation Reactions with Gold-Catalysis

Miguel A. Muñoz-Torres,^a Fernando Martínez-Lara,^a Marta Solas,^a Samuel Suárez-Pantiga,^a and Roberto Sanz^{a,*}

^a Área de Química Orgánica, Departamento de Química, Facultad de Ciencias, Universidad de Burgos, Pza. Misael Bañuelos s/n, 09001-Burgos, Spain
E-mail: rsd@ubu.es

Manuscript received: July 26, 2022; Revised manuscript received: September 13, 2022;
Version of record online: October 21, 2022

Dedicated to Professor Joan Bosch on the occasion of this 75th birthday.



Supporting information for this article is available on the WWW under <https://doi.org/10.1002/adsc.202200824>

© 2022 The Authors. *Advanced Synthesis & Catalysis* published by Wiley-VCH GmbH. This is an open access article under the terms of the Creative Commons Attribution Non-Commercial License, which permits use, distribution and reproduction in any medium, provided the original work is properly cited and is not used for commercial purposes.

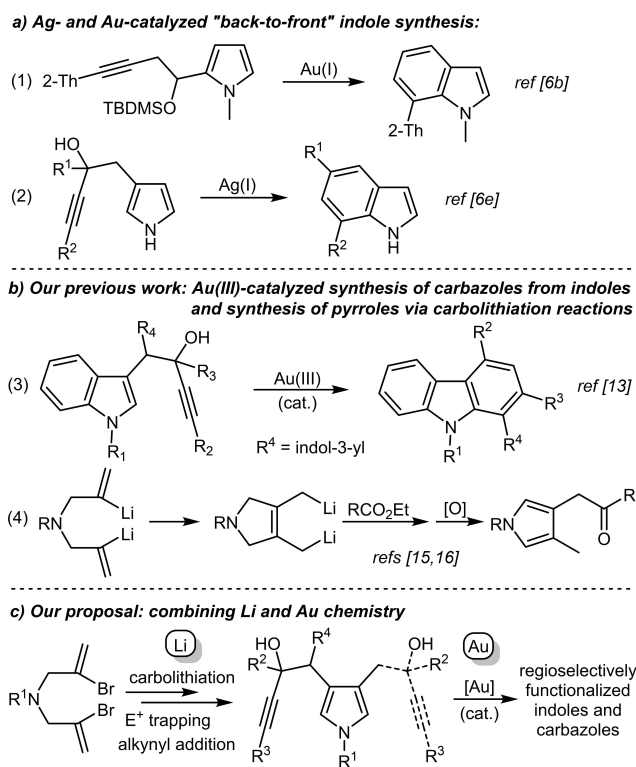
Abstract: The combination of organolithium chemistry with gold catalysis has enabled the development of a synthetic strategy for accessing polysubstituted indoles and carbazoles from readily available starting materials. This method is based on a “back-to-front” approach from ketopyrroles, generated by intramolecular carbolithiation of *N,N*-bis-(2-lithioallyl)amines that evolve into 3,4-bis(lithiomethyl)dihydropyrrole intermediates capable of reacting with carboxylic esters and Weinreb amides. These ketopyrroles have demonstrated to be excellent precursors of mono or bis(alkynols)pyrroles that, under gold-catalysis, experience a benzannulation reaction providing access to regioselectively substituted indoles or carbazoles.

Keywords: carbolithiation; gold; homogeneous catalysis; nitrogen heterocycles; organolithiums

Introduction

Indole and carbazole heteroaromatic scaffolds play a privileged role in organic chemistry as they are the core constituent in a plethora of biologically relevant molecules.^[1] In addition, fused indoles and carbazoles possess interesting electronic and optoelectronic properties that make them useful in the field of materials chemistry.^[2] So, the development of efficient and versatile methods for synthesizing these compounds, mainly with a defined substitution pattern, continues to be a hot research topic for organic chemists.^[3] Most of the reported methods for the indole construction employ nitrogen-functionalized benzene derivatives building the heterocyclic ring from them (“front-to-back” approach). However, this extensively used approach typically requires substrate pre-functionaliza-

tion or the use of non-general reactions for subsequent functionalization, with regiochemical issues that need to be considered, to prepare regioselectively functionalized substrates.^[4] Surprisingly, fewer strategies are known for generating the indole core from functionalized pyrroles (“back-to-front” approach). This underdeveloped strategy, the benzannulation on the pyrrole, has important advantages for the regioselective functionalization of C4-7 positions.^[5] In this area, transition metal-catalyzed annulations, both intramolecular^[6] or intermolecular,^[7] are the most studied processes, although some metal catalyst-free cyclizations have also been reported (Scheme 1a).^[8] In contrast, the benzannulation of properly designed (indolyl)butynols is a well-established methodology for accessing carbazoles from functionalized indoles (“indole-to-carbazole” approach),^[9] mainly under transition metal-



Scheme 1. Previous work and proposed indole and carbazole synthesis from *N,N*-bis-(2-bromoallyl)amines.

catalysis.^[10] In addition, the Au-catalyzed cyclization of alkyne-tethered pyrroles has been shown to be a useful method for synthesizing different *N*-heterocycles.^[11] In this field, and following our interest in the functionalization of indoles via gold-catalyzed reactions,^[12] we have described efficient access to 1-(indol-3-yl)carbazoles from α -bis(indol-3-yl)methyl alkynols involving an unexpected and selective 1,2-alkyl vs. 1,2-alkenyl migration, which has also been supported by DFT calculations (Scheme 1b, eq 3).^[13]

On the other hand, functionalized organolithiums are versatile intermediates for accessing value-added molecules.^[14] In this context, our group reported a novel intramolecular carbolithiation of lithiated double bonds. This interesting transformation allows access to bis-(3,4-lithiomethyl)dihydropyrroles from easily available *N,N*-bis-(2-bromoallyl)amines by their simple treatment with *t*-BuLi.^[15] Studying the reactivity of these dianions, we found that their reaction with carboxylic esters at low temperatures selectively afforded, after oxidation, pyrrol-3-ylmethyl ketones (Scheme 1b, eq 4).^[16]

At this point, we envisaged that combining the synthesis of α -pyrrolylmethyl ketones, via organolithiums, with the gold-catalyzed cyclization of π -excedents heterocycles bearing an appropriate alkynol moiety, may trigger benzannulation processes leading

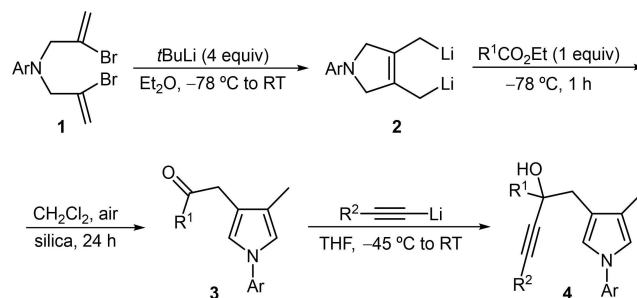
to regioselectively functionalized indoles or carbazoles (Scheme 1c).

Results and Discussion

As we have previously established, *N,N*-bis(2-lithioallyl)amines, generated by double bromine-lithium exchange from readily available *N,N*-bis(2-bromoallyl)amines **1**, undergo an unexpected intramolecular carbolithiation of a lithiated double bond leading, after allylic rearrangement, to 3,4-bis(lithiomethyl)dihydropyrrole derivatives **2** (see Table 1). Their treatment with 1 equiv. of selected carboxylic esters at low temperature, and subsequent air-oxidation, gave rise to 3-carbonylmethyl-4-methyl pyrroles **3** in moderate to good yields (Table 1). Alkynylation of these ketopyrroles was easily accomplished by reaction of **3** with alkynyl lithium or magnesium reagents leading to the corresponding alkynols **4** in high yields (Table 1). Regarding the carboxylic ester, primary, secondary (*c*-alkyl) groups, or aryl groups are tolerated as R¹ substituents as well as a bromo-functionalized alkyl chain. For the alkynol formation, metallated alkynes bearing (hetero)aromatic (entries 1, 2, 10–15 and 20), (*c*-alkyl) (entries 3, 4, 16, 17 and 21), alkenyl (entries 5 and 18), or even oxygen-functionalized substituents (entries 6 and 7) could be successfully employed as well as simple acetylene (R² = H) (entries 8 and 19). The terminal alkynol **4 aah** could be employed for subsequent functionalization by Sonogashira coupling (entry 9). In this way, a wide variety of alkynol-functionalized pyrroles **4** were synthesized in high yields (Table 1).^[17]

Gratifyingly, using our previous reported conditions for synthesizing indolylcarbazoles,^[13] the treatment of alkynol-functionalized pyrroles **4** with catalytic amounts of NaAuCl₄·2H₂O delivers 5,7-disubstituted-3-methylindoles **5** in high yields (Table 2). The reaction shows good compatibility regarding the substituents that could be introduced at C-5 and C-7 positions of the indole nucleus. In this sense, a wide selection of regioselectively functionalized indoles **5** were prepared, in which the C5-substituent (R¹) was determined by the carboxylic ester employed in the trapping of the corresponding bis-(3,4-lithiomethyl)dihydropyrrole **2**, and the C7 group (R²) was fixed by the substituent of the alkyne used for the alkynol preparation. Interestingly, indole derivative **5 aaa** could be prepared at gram-scale in 83% yield (0.803 g from 1.018 g of **4 aaa**).

Looking for further decoration of the indole moiety, we took advantage of the fact that after the reaction of dianion **2 a** with 1 equiv. of a carboxylic ester the monoanion **I** is generated, which upon addition of THF undergoes lithium translocation giving rise to a more stable lithium enolate like **II**, likely favored by an increase of basicity of anion **I** due to the higher polar

Table 1. Synthesis of ketopyrrole derivatives **3** and alkynols **4**.

entry	1	Ar	R ¹	3	yield [%] ^[a]	R ²	4	yield [%] ^[b]
1	1a	<i>p</i> Tol	<i>i</i> Pr	3aa	67 ^[c]	Ph	4aaa	92 ^[d]
2	1a	<i>p</i> Tol	<i>i</i> Pr			3-Th	4aab	85
3	1a	<i>p</i> Tol	<i>i</i> Pr			<i>n</i> Bu	4aac	87
4	1a	<i>p</i> Tol	<i>i</i> Pr			<i>c</i> C ₃ H ₅	4aad	84
5	1a	<i>p</i> Tol	<i>i</i> Pr			<i>c</i> C ₆ H ₉	4aae	90
6	1a	<i>p</i> Tol	<i>i</i> Pr			(4-ClC ₆ H ₄)OCH ₂	4aaf	80
7	1a	<i>p</i> Tol	<i>i</i> Pr			(4-MeOC ₆ H ₄)OCH ₂	4aag	75
8	1a	<i>p</i> Tol	<i>i</i> Pr			H ^[e]	4aah	89
9	1a	<i>p</i> Tol	<i>i</i> Pr			2-NO ₂ C ₆ H ₄	4aai ^[f]	63
10	1a	<i>p</i> Tol	Me	3ab	60	Ph	4aba	87
11	1a	<i>p</i> Tol	Et	3ac	56	Ph	4aca	93
12	1a	<i>p</i> Tol	<i>c</i> C ₃ H ₅	3ad	57	Ph	4ada	84
13	1a	<i>p</i> Tol	5-Br(CH ₂) ₄	3ae	66	Ph	4aea	85
14	1a	<i>p</i> Tol	Ph	3af	60	Ph	4afa	85
15	1b	4-MeOC ₆ H ₄	<i>i</i> Pr	3ba	59	Ph	4baa	96
16	1b	4-MeOC ₆ H ₄	<i>i</i> Pr			<i>n</i> Bu	4bac	92
17	1b	4-MeOC ₆ H ₄	<i>i</i> Pr			<i>c</i> C ₃ H ₅	4bad	87
18	1b	4-MeOC ₆ H ₄	<i>i</i> Pr			<i>c</i> C ₆ H ₉	4bae	94
19	1b	4-MeOC ₆ H ₄	<i>i</i> Pr			H ^[e]	4bag	89
20	1c	4-ClC ₆ H ₄	<i>i</i> Pr	3ca	67	Ph	4caa	87
21	1c	4-ClC ₆ H ₄	<i>i</i> Pr			<i>n</i> Bu	4cac	77

^[a] Yield of isolated product **3** referred to the corresponding *N,N*-bis-(2-bromoallyl)amine **1**. Reactions conducted with 2 mmol of **1**.

^[b] Yield of isolated product **4** referred to the corresponding ketone **3**. Reactions conducted with 0.5 mmol of **3**.

^[c] Reaction carried out with 1.04 g of **1a** afforded 60% of **3aa**.

^[d] Reaction carried out with 0.86 g of **3aa** afforded 88% of **4aa**.

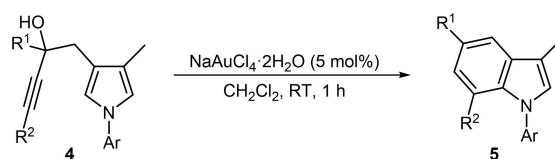
^[e] The acetylide addition was performed with ethynylmagnesium bromide.

^[f] Prepared from **4aah** by a Sonogashira coupling with 2-bromonitrobenzene.

character of THF (Scheme 2). So, the addition of selected electrophiles, such as allylic, benzylic, or propargylic halides, provided access, after air dehydrogenation, to ketopyrroles **6** with an additional substituent (R³). The addition of lithium phenylacetylide gave rise to the corresponding alkynols **7** in high yields and variable diastereoselectivities (Scheme 2).

Similarly, when ethyl 5-bromovalerate was used as carboxylic ester, the addition of THF, and subsequent oxidation, led to 2-(pyrrol-3-yl)cyclohexanone **8**, which upon alkynylation with two different lithium acetylides gave rise to alkynylcyclohexanols **9a,b**, isolated as mixtures of diastereoisomers (Scheme 2). In this case, the trapping of the corresponding intermediate enolate **II** takes place intramolecularly. In addition, other *N,N*-bis-(2-bromoallyl)amines, like *N*-2-bro-

moallyl-*N*-2-bromocinnamyl *p*-toluidine (**1d**), is also able to undergo the intramolecular carbolithiation leading to dianion **2d**. In this case, its reaction with selected carboxylic esters at low temperature was not completely selective, giving rise, after oxidation, to regioisomeric ketones **10** and **11**, although those derived from the attack of the benzylic organolithium were the major, or even the only, products (Scheme 2).^[18] Interestingly, pyrrolyl ketones **10** possess a phenyl group at R³ position, which could not be introduced by the enolate route that provided related ketones **6**. Subsequent alkynylation with lithium phenylacetylide afforded pyrrolylalkynols **12**, as mixtures of diastereoisomers, and **13** in high yields (Scheme 2).

Table 2. Synthesis of 5,7-disubstituted-3-methylindoles **5**.^[a]

ent	4	Ar	R ¹	R ²	5	yield [%] ^[b]
1	4 aaa	<i>p</i> Tol	<i>i</i> Pr	Ph	5 aaa	88 ^[c]
2	4 aab	<i>p</i> Tol	<i>i</i> Pr	3-Th	5 aab	88
3	4 aac	<i>p</i> Tol	<i>i</i> Pr	<i>n</i> Bu	5 aac	94
4	4 aad	<i>p</i> Tol	<i>i</i> Pr	<i>c</i> C ₃ H ₅	5 aad	85
5	4 aae	<i>p</i> Tol	<i>i</i> Pr	<i>c</i> C ₆ H ₉	5 aae	91
6 ^[d]	4 aaf	<i>p</i> Tol	<i>i</i> Pr	Ar ¹ OCH ₂	5 aaf	83
7 ^[e]	4 aag	<i>p</i> Tol	<i>i</i> Pr	Ar ² OCH ₂	5 aag	80
8	4 aah	<i>p</i> Tol	<i>i</i> Pr	H	5 aah	95
9	4 aai	<i>p</i> Tol	<i>i</i> Pr	2-NO ₂ C ₆ H ₄	5 aai	70
10	4 aba	<i>p</i> Tol	Me	Ph	5 aba	84
11	4 aca	<i>p</i> Tol	Et	Ph	5 aca	88
12	4 ada	<i>p</i> Tol	<i>c</i> C ₃ H ₅	Ph	5 ada	79
13	4 aea	<i>p</i> Tol	5-Br(CH ₂) ₄	Ph	5 aea	78
14	4 afa	<i>p</i> Tol	Ph	Ph	5 afa	81
15	4 baa	4-MeOC ₆ H ₄	<i>i</i> Pr	Ph	5 baa	94
16	4 bac	4-MeOC ₆ H ₄	<i>i</i> Pr	<i>n</i> Bu	5 bac	92
17	4 bad	4-MeOC ₆ H ₄	<i>i</i> Pr	<i>c</i> C ₃ H ₅	5 bad	76
18	4 bae	4-MeOC ₆ H ₄	<i>i</i> Pr	<i>c</i> C ₆ H ₉	5 bae	92
19	4 baf	4-MeOC ₆ H ₄	<i>i</i> Pr	H	5 baf	91
20	4 caa	4-ClC ₆ H ₄	<i>i</i> Pr	Ph	5 caa	90
21	4 cac	4-ClC ₆ H ₄	<i>i</i> Pr	<i>n</i> Bu	5 cac	90

^[a] Reaction conditions: **4** (0.3 mmol), NaAuCl₄·2H₂O (5 mol%), CH₂Cl₂ (3 mL), RT, 1 h.

^[b] Yield of isolated product referred to the corresponding alkyne **4**.

^[c] Reaction carried out with 1.018 g of **4 aaa** afforded 83% of **5 aaa**.

^[d] Ar¹ = 4-ClC₆H₄.

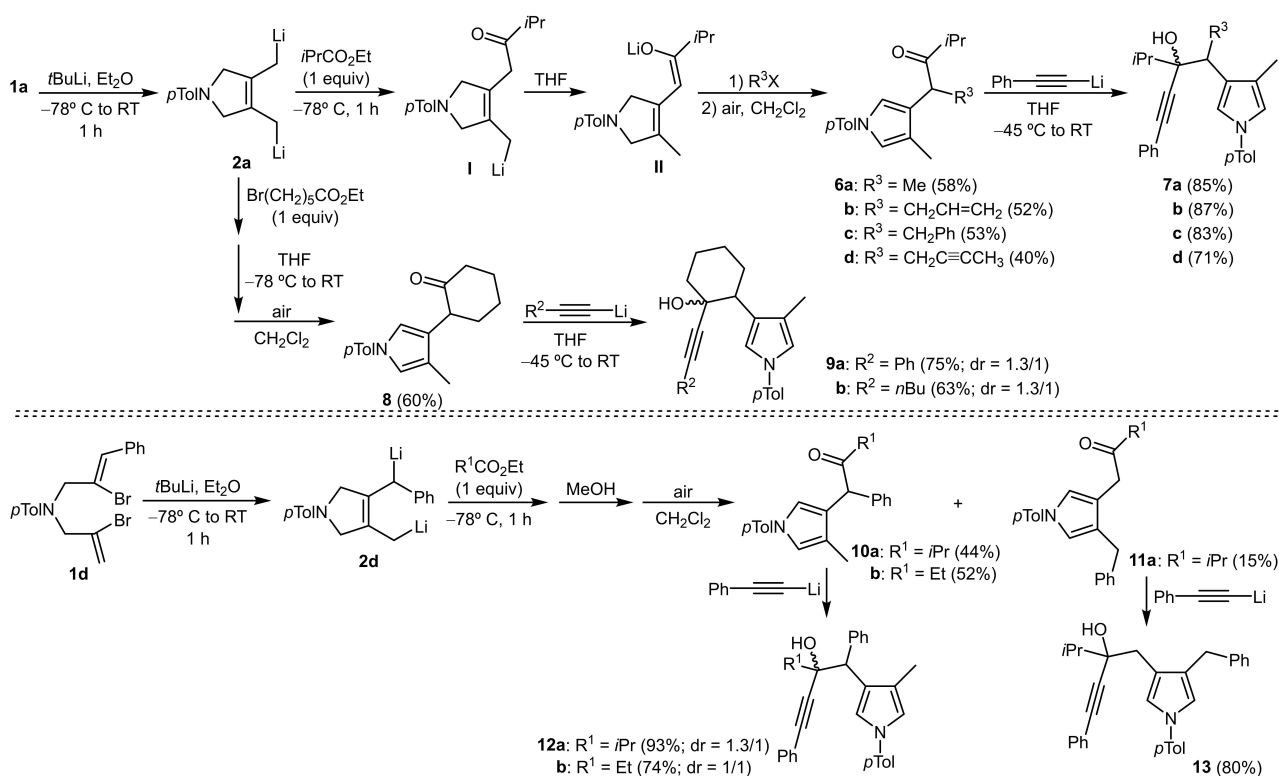
^[e] Ar² = 4-MeOC₆H₄.

Next, we essayed the benzannulation of these new alkyneols under gold-catalysis (Table 3). Again, the indole formation took place in high yields leading to regioselectively functionalized indoles **14**. Using this strategy, the C-4 position of the indole nucleus could be functionalized with methyl, allyl, benzyl, or phenyl groups (**14 a–c, f, g**; entries 1–3 and 7–8), although not with a propargyl substituent (entry 4), probably due to competitive pathways arising from the presence of two different alkynes in **7 d**. Interestingly, tetrahydrobenzo[*e*]indoles **14 d, e** could be synthesized from pyrrolylalkynols **9** (entries 5 and 6). Finally, a 3-benzylindole derivative **14 h** could also be prepared from alkyne **13** (entry 9).^[19]

Regarding the mechanism, an initial attack of the pyrrole onto the activated alkyne is expected to take place (Scheme 3). However, it is not clear if the attack involves C-2 activation leading to intermediate **III**, as pyrroles are more nucleophilic through this position, or C-3, giving rise to spirocyclic intermediate **IV**, as it has been recently reported based on DFT studies performed on the related Ag(I)-catalyzed reaction.^[6c] In the first

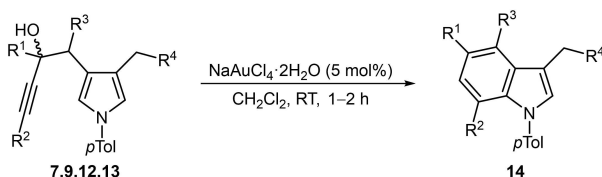
case, protodeauration and water elimination provide the indole derivative, whereas in the second case, a selective 1,2-migration should occur prior to protodemetalation and aromatization.

At this point, and taking advantage of the potential of dianions **2**, we decided to test its reaction with Weinreb amides to access pyrroles keto-functionalized at both 3- and 4-positions. Gratifyingly, diketones **15** were obtained in moderate to good yields, after treatment of **2** with a selection of Weinreb amides and subsequent oxidation (Scheme 4). Furthermore, a diketone with additional substituents, such as **15 e**, was prepared from **15 d** through regioselective enolization and trapping with allyl bromide. In addition, besides *N*-aryl pyrroles **15 a–f**, *N*-benzyl derivatives **15 g, h** could also be synthesized from *N*-benzyl *N,N*-bis-(2-bromallyl)amine (**1 e**), although longer reaction times were required for the carbolithiation process that affords dianion **2 e**. Further alkynylation of these diketopyrrole derivatives **15** with lithium acetylides took place efficiently, leading to the corresponding



Scheme 2. Synthesis of pyrrolyl alkynols **7**, **9**, **12** and **13**.

Table 3. Synthesis of 3,4,5,7-tetrasubstituted indole derivatives **14**.^[a]



entry	Alkynol	R ¹	R ³	R ²	R ⁴	14	yield [%] ^[b]
1	7a	<i>i</i> Pr	Me	Ph	H	14a	83
2	7b	<i>i</i> Pr	CH ₂ CH=CH ₂	Ph	H	14b	92
3	7c	<i>i</i> Pr	CH ₂ Ph	Ph	H	14c	90
4	7d	<i>i</i> Pr	CH ₂ C≡CCH ₃	Ph	H	–	–
5	9a	–(CH ₂) ₄ –	H	Ph	H	14d	77
6	9b	–(CH ₂) ₄ –	H	<i>n</i> Bu	H	14e	70
7	12a	<i>i</i> Pr	Ph	Ph	H	14f	70
8	12b	Et	Ph	Ph	H	14g	82
9	13	<i>i</i> Pr	H	Ph	Ph	14h	84

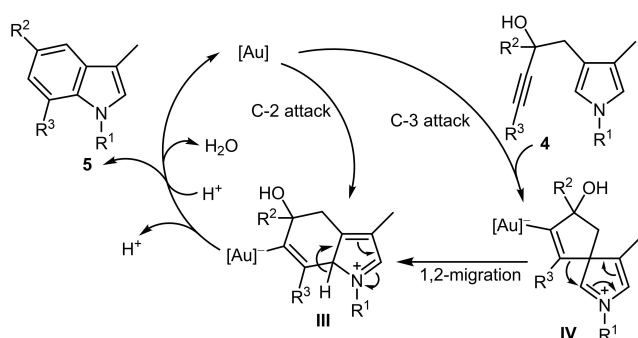
^[a] Reaction conditions: starting alkynol (0.3 mmol), NaAuCl₄·2H₂O (5 mol%), CH₂Cl₂ (3 mL), RT, 1–2 h.

^[b] Yield of isolated indole referred to the corresponding starting alkynol.

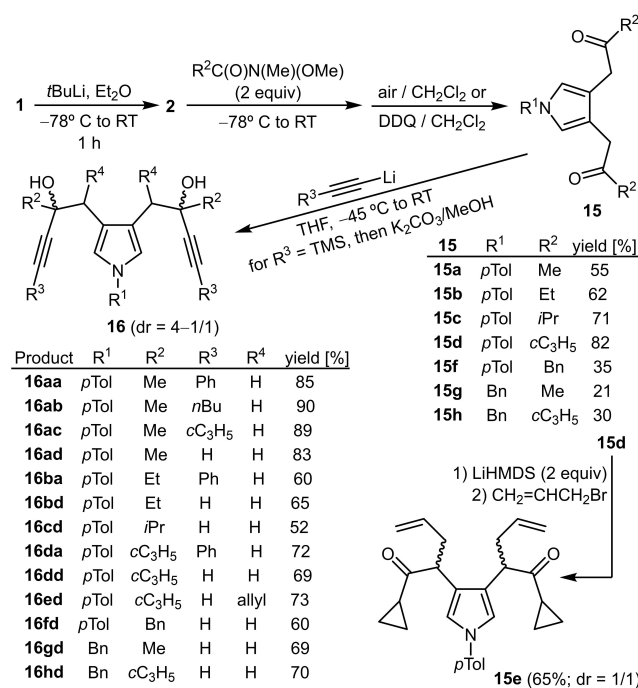
bisalkynols **16** in good yields and as variable mixtures of diastereoisomers (Scheme 4).

In order to synthesize carbazole derivatives **17** through a double benzannulation process, 3,4-bis(alkynol)pyrroles **16** were treated with catalytic amounts of NaAuCl₄·2H₂O (Table 4). Starting substrates bearing a methyl group as R² substituent or a

hydrogen atom as R³ group efficiently underwent the expected double cyclization affording symmetrically functionalized 1,3,4,5,6,8,9-substituted carbazoles **17** in good yields (entries 1–4, 6–7, 9–13). However, bisalkynols **16** possessing the propargylic group R² bigger than methyl and the alkyne substituent R³ different from hydrogen, such as **16ba** and **16da**, did

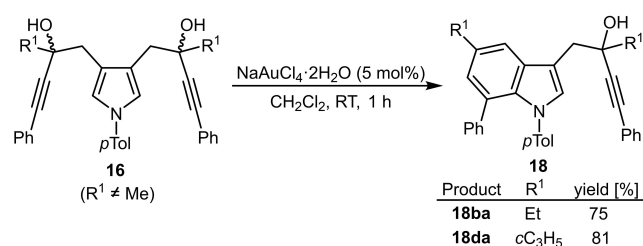


Scheme 3. Mechanistic proposal.

Scheme 4. Synthesis of 3,4-bis(carbonylmethyl)pyrroles **15** and 3,4-bis(alkynols)pyrroles **16**.

not afford the expected carbazole derivatives **17** (entries 5 and 8).

A detailed analysis of the reactions of these bisalkynols **16** led us to the conclusion that the first benzannulation takes place in the expected way giving rise to indoles **18**, C-3 functionalized with an alkynol moiety, which could be isolated in high yields after 1 hour (Scheme 5). Disappointingly, prolonged reaction times led to decomposition. It seems that the presence of a C-7 substituent on the indole moiety of **18** could interact with the *N*-substituent disfavoring the second benzannulation.

Scheme 5. Synthesis of 3-alkynol-functionalized indoles **18**.

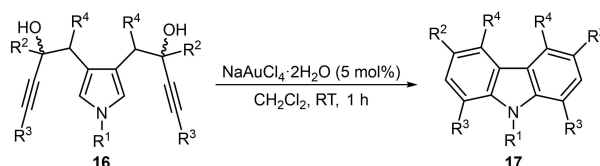
Conclusion

In summary, we have developed a convenient methodology to synthesize regioselectively substituted indoles and carbazoles from pyrrolynol precursors in a “back-to-front” manner. The benzannulation processes are catalyzed by a commercially available gold salt, NaAuCl₄·2H₂O. Starting alkynol-functionalized pyrroles are prepared from readily simple materials such as *N,N*-bis-(2-bromoallyl)amines by using organolithium chemistry, with the key step involving the intramolecular carbolithiation of *N,N*-bis-(2-lithioallyl)amines and subsequent trapping with carboxylic esters and Weinreb amides. This strategy reveals the usefulness of combining organolithium chemistry with gold-catalyzed reactions to prepare regioselectively functionalized heterocyclic compounds from very simple starting materials.

Experimental Section

General Procedure for the Synthesis of Pyrroles **3** and **4** (Table 1)

Under a nitrogen atmosphere, *t*BuLi (8 mmol, 4.7 mL of a 1.7 M solution in pentane) was added slowly to a solution of the corresponding amine **1** (2 mmol) in anhydrous Et₂O (15 mL) at −78 °C. The resulting mixture was allowed to stir 30 min at this temperature. Then, the cooling bath was removed, and the reaction was allowed to reach room temperature for 1 h. After that, the mixture was re-cooled to −78 °C and the corresponding carboxylic ester (2 mmol) was added. The reaction was allowed to stir at −78 °C for 1 h. Thereafter, and without raising the temperature, it was quenched with MeOH (10 mL). The residue was extracted with Et₂O (3 × 20 mL). The combined organic layers were dried over anhydrous Na₂SO₄ and concentrated at reduced pressure. The corresponding obtained dihydropyrrole was dissolved in CH₂Cl₂ (40 mL) in an open flask. The mixture was allowed to stir vigorously under air overnight. The oxidation of the pyrrole is typically accompanied by a colour change, from light yellow to dark red. After that, the residue was extracted with CH₂Cl₂ (3 × 20 mL). The combined organic layers were dried over anhydrous Na₂SO₄ and concentrated at reduced pressure. The pyrroles **3** were purified by column chromatography (hexane:EtOAc). Ethynylmagnesium bromide (1.55 mmol, 3.1 mL of a 0.5 M solution in THF) or the previously prepared lithium acetylide reagent (1.55 mol) was added to a solution of the corresponding pyrrole

Table 4. Synthesis of carbazole derivatives **17**.^[a]

entry	16	R ¹	R ²	R ³	R ⁴	17	yield [%] ^[b]
1 ^[c]	16 aa	<i>p</i> Tol	Me	Ph	H	17 aa	60
2 ^[c]	16 ab	<i>p</i> Tol	Me	<i>n</i> Bu	H	17 ab	68
3 ^[c]	16 ac	<i>p</i> Tol	Me	<i>c</i> C ₃ H ₅	H	17 ac	61
4	16 ad	<i>p</i> Tol	Me	H	H	17 ad	80
5	16 ba	<i>p</i> Tol	Et	Ph	H	–	
6	16 bd	<i>p</i> Tol	Et	H	H	17 bd	85
7	16 cd	<i>p</i> Tol	<i>i</i> Pr	H	H	17 cd	73
8	16 da	<i>p</i> Tol	<i>c</i> C ₃ H ₅	Ph	H	–	
9	16 dd	<i>p</i> Tol	<i>c</i> C ₃ H ₅	H	H	17 dd	78
10 ^[c]	16 ed	<i>p</i> Tol	<i>c</i> C ₃ H ₅	H	allyl	17 ed	44
11	16 fd	<i>p</i> Tol	Bn	H	H	17 fd	72
12	16 gd	Bn	Me	H	H	17 gd	73
13	16 hd	Bn	<i>c</i> C ₃ H ₅	H	H	17 hd	73

^[a] Reaction conditions: starting bisalkynol **16** (0.3 mmol), NaAuCl₄·2H₂O (5 mol%), CH₂Cl₂ (3 mL), RT, 1 h (unless otherwise stated).

^[b] Yield of isolated carbazole **17** referred to the corresponding starting material **16**.

^[c] Reaction time: 16 h. An additional catalyst loading (5 mol%) was added after ca. 8 h.

derivative **3** (0.5 mmol) in anhydrous THF (2 mL), at –45 °C. The lithium acetylides were prepared from the corresponding terminal alkyne (1.65 mmol) in anhydrous THF (5 mL) by addition of *n*BuLi (1.55 mmol, 0.97 mL of a 1.6 M solution) at –45 °C and further stirring for 30 min. Once the organometallic compound was added to the pyrrole derivative, the resulting mixture was allowed to stir until the starting pyrrole **3** was consumed as determined by TLC (1–16 h). Then, the reaction was quenched by adding a saturated aqueous NH₄Cl solution and most of THF was evaporated. After that, the residue was extracted with CH₂Cl₂ (3 × 10 mL). The combined organic layers were dried over anhydrous Na₂SO₄ and concentrated at reduced pressure. The resulting alkynols **4** were purified on silica gel by column chromatography (hexane:EtOAc). Characterization data and NMR spectra are presented in the Supporting Information.

General Procedure for the Synthesis of Indoles **5** and **14** (Tables 2 and 3)

NaAuCl₄·2H₂O (6 mg, 5 mol%) was added to a solution of the corresponding pyrrolyl alkynol **4**, **7**, **9**, **12** or **13** (0.3 mmol) in CH₂Cl₂ (3 mL) at room temperature. The resulting reaction mixture was allowed to stir at room temperature until the starting pyrrole was consumed, as determined by TLC (1–2 h). The reaction was quenched by adding a few drops of a saturated NH₄Cl aqueous solution and extracted with CH₂Cl₂ (3 × 10 mL). The combined organic layers were dried over anhydrous Na₂SO₄ and concentrated at reduced pressure. The indole derivatives **5** and **14** were purified on silica gel by column chromatography (hexane:EtOAc). Characterization data and NMR spectra are presented in the Supporting Information.

Acknowledgements

We gratefully acknowledge Ministerio de Ciencia e Innovación MCIN/AEI/10.13039/501100011033 (PID2020-115789GB-C21), and Junta de Castilla y León and FEDER (BU049P20) for financial support. The project leading to these results has received funding from “la Caixa” Foundation, under the Agreement LCF/PR/PR18/51130007 > (CALXA-UBU001). M.A.M., F.M.-L., M.S. and S.S.-P. thank Junta de Castilla y León (Consejería de Educación) and Fondo Social Europeo for predoctoral (M.A.M, F.M.-L. and M.S.) and postdoctoral (S.S.-P.) contracts, respectively.

References

- [1] a) H.-J. Knölker, K. R. Reddy, *Chem. Rev.* **2002**, *102*, 4303–4427; b) M.-Z. Zhang, Q. Chen, G.-F. Yang, *Eur. J. Med. Chem.* **2015**, *89*, 421–441; c) N. Chadha, O. Silakari, *Eur. J. Med. Chem.* **2017**, *134*, 159–184; d) Nisha, S. Singh, N. Sharma, R. Chandra, *Org. Chem. Front.* **2022**, *9*, 3624–3639.
- [2] See, for instance: a) J. Li, A. C. Grimsdale, *Chem. Soc. Rev.* **2010**, *39*, 2399–2410; b) M. Reig, C. González, R. Bujaldón, G. Bagdzianas, K. Ivaniuk, N. Kostiv, D. Volyniuk, J. V. Grazulevicius, D. Velasco, *Dyes Pigment.* **2017**, *137*, 24–35; c) K. Li, Y. Zhu, B. Yao, Y. Chen, H. Deng, Q. Zhang, H. Zhan, Z. Xie, Y. Cheng, *Chem. Commun.* **2020**, *56*, 5957–5960; d) C. M. Hendrich, K. Sekine, T. Koshikawa, K. Tanaka, A. S. K. Hashmi, *Chem. Rev.* **2021**, *121*, 9113–9163; e) R. Heckershoff, T.

- Schnitzer, T. Diederich, L. Eberle, P. Krämer, F. Rominger, M. Rudolph, A. S. K. Hashmi, *J. Am. Chem. Soc.* **2022**, *144*, 8306–8316.
- [3] For selected reviews, see: a) D. F. Taber, P. K. Tirunahari, *Tetrahedron* **2011**, *67*, 7195–7210; b) M. Shiri, *Chem. Rev.* **2012**, *112*, 3508–3549; c) S. W. Youn, T. Y. Ko, *Asian J. Org. Chem.* **2018**, *7*, 1467–1487; d) X.-Y. Liu, Y.-L. Liu, L. Chen, *Adv. Synth. Catal.* **2020**, *362*, 5170–5195; e) J. S. S. Neto, G. Zeni, *Org. Chem. Front.* **2020**, *7*, 155–210; f) M. Colella, L. Degennaro, R. Luisi, *Molecules* **2020**, *25*, 3242; g) J. S. S. Neto, G. Zeni, *Asian J. Org. Chem.* **2021**, *10*, 1282–1318; h) Ayesha, M. Bilal, N. Rasool, S. G. Khan, U. Rashid, H. Altaf, I. Ali, *Catalysts* **2021**, *11*, 1018. Carbazoles; i) A. W. Schmidt, K. R. Reddy, H.-J. Knölker, *Chem. Rev.* **2012**, *112*, 3193–3328; j) J. Roy, A. K. Jana, D. Mal, *Tetrahedron* **2012**, *68*, 6099–6121; k) T. Aggarwal, Sushmita, A. K. Verma, *Org. Biomol. Chem.* **2019**, *17*, 8330–8342.
- [4] For selected reviews about regioselective functionalization of indoles, see: a) A. H. Sandtorv, *Adv. Synth. Catal.* **2015**, *357*, 2403–2435; b) J. A. Leitch, Y. Bhonoah, C. G. Frost, *ACS Catal.* **2017**, *7*, 5618–5627; c) Y. Yang, Z. Shi, *Chem. Commun.* **2018**, *54*, 1676–1685; d) Z.-Y. Wang, S. Xu, K.-K. Wang, N. Kong, X. Liu, *Asian J. Org. Chem.* **2021**, *10*, 1580–1594.
- [5] S. Sahu, A. Banerjee, S. Kundu, A. Bhattacharyya, M. S. Maji, *Org. Biomol. Chem.* **2022**, *20*, 3029–3042.
- [6] a) K. Yoshida, K. Hayashi, A. Yanagisawa, *Org. Lett.* **2011**, *13*, 4762–4765; b) A. S. K. Hashmi, W. Yang, F. Rominger, *Chem. Eur. J.* **2012**, *18*, 6576–6580; c) Y. Li, J. Waser, *Angew. Chem. Int. Ed.* **2015**, *54*, 5438–5442; *Angew. Chem.* **2015**, *127*, 5528–5532; d) X. Li, H. Xie, X. Fu, J.-T. Liu, H.-Y. Wang, B.-M. Xi, P. Liu, X. Xu, W. Tang, *Chem. Eur. J.* **2016**, *22*, 10410–10414; e) A. K. Clarke, J. M. Lynam, R. J. K. Taylor, W. P. Unsworth, *ACS Catal.* **2018**, *8*, 6844–6850.
- [7] a) N. Thies, C. G. Hrib, E. Haak, *Chem. Eur. J.* **2012**, *18*, 6302–6308; b) S. G. Dawande, V. Kanchupalli, J. Kalepu, H. Chennamsetti, B. S. Lad, S. Katukojvala, *Angew. Chem. Int. Ed.* **2014**, *53*, 4076–4080; *Angew. Chem.* **2014**, *126*, 4160–4164; c) T. Guo, Q. Jiang, Z. Yu, *Org. Chem. Front.* **2015**, *2*, 1361–1365; d) Y. Matsuda, S. Naoe, S. Oishi, N. Fujii, H. Ohno, *Chem. Eur. J.* **2015**, *21*, 1463–1467; e) V. Kanchupalli, D. Joseph, S. Katukojvala, *Org. Lett.* **2015**, *17*, 5878–5881; f) C. Liu, W. Huang, M. Wang, B. Pan, Y. Gu, *Adv. Synth. Catal.* **2016**, *358*, 2260–2266.
- [8] 6- π electrocyclizations: a) M. Kim, E. Vedejs, *J. Org. Chem.* **2004**, *69*, 6945–6948; b) G. Karan, S. Sahu, M. S. Maji, *Chem. Commun.* **2021**, *57*, 5274–5277. Iodocyclization: c) G. M. Martins, G. Zeni, D. F. Back, T. S. Kaufman, C. S. Silveira, *Adv. Synth. Catal.* **2015**, *357*, 3255–3261. Brønsted or Lewis acid-catalyzed: d) H. Muratake, A. Mikawa, M. Natsume, *Tetrahedron Lett.* **1992**, *33*, 4595–4598; e) A. R. Katritzky, S. Ledoux, S. K. Nair, *J. Org. Chem.* **2003**, *68*, 5728–5730; f) N. Asao, H. Aikawa, *J. Org. Chem.* **2006**, *71*, 5249–5253; g) J. G. Kodet, W. F. Wiemer, *J. Org. Chem.* **2013**, *78*, 9291–9302; h) S. Sampaolesi, S. Gabrielli, R. Ballini, A. Palmieri, *Adv. Synth. Catal.* **2017**, *359*, 3407–3413; i) S. Lu, R. Xu, Z. Li, *Asian J. Org. Chem.* **2017**, *6*, 1604–1611; j) Z. Chen, W. Huang, L. Yi, X. Dong, K. Sheng, M. Li, R. Bai, A. Yu Sidorenko, J. Huang, Y. Gu, *Green Chem.* **2022**, *24*, 2919–2926.
- [9] a) A. Banerjee, S. Kundu, A. Bhattacharyya, S. Sahu, M. S. Maji, *Org. Chem. Front.* **2021**, *8*, 2710–2771. For selected examples, see: b) J. Zhao, P. Li, C. Xia, F. Li, *Chem. Eur. J.* **2015**, *21*, 16383–16386; c) S. Kundu, A. Banerjee, M. S. Maji, *J. Org. Chem.* **2019**, *84*, 16003–16012; d) A. Banerjee, M. S. Maji, *Chem. Eur. J.* **2019**, *25*, 11521–11527; e) A. Banerjee, S. Saha, M. S. Maji, *J. Org. Chem.* **2022**, *87*, 4343–4359.
- [10] See, for instance: a) Y. Qiu, W. Kong, C. Fu, S. Ma, *Org. Lett.* **2012**, *14*, 6198–6201; b) Z. Zhang, X. Tang, Q. Xu, M. Shi, *Chem. Eur. J.* **2013**, *19*, 10625–10631; c) B. Alcaide, P. Almendros, J. M. Alonso, E. Busto, I. Fernández, M. P. Ruiz, G. Xiaokaiti, *ACS Catal.* **2015**, *5*, 3417–3421; d) M. J. James, R. E. Clubley, K. Y. Palate, T. J. Procter, A. C. Wyton, P. O'Brien, R. J. K. Taylor, W. P. Unsworth, *Org. Lett.* **2015**, *17*, 4372–4375; e) J. Zhou, Y. Qiu, J. Li, C. Fu, X. Zhang, S. Ma, *Chem. Commun.* **2017**, *53*, 4722–4725; f) P. Tharra, B. Baire, *Org. Lett.* **2018**, *20*, 1118–1121; g) S. Pramanik, S. Chatterjee, R. Banerjee, C. Chowdhury, *Org. Lett.* **2022**, *24*, 1895–1900.
- [11] See, for instance: a) M. Gruit, D. Michalik, A. Tillack, M. Beller, *Angew. Chem. Int. Ed.* **2009**, *48*, 7212–7216; *Angew. Chem.* **2009**, *121*, 7348–7352; b) E. Borsini, G. Broggin, A. Fasana, C. Baldassarri, A. M. Manzo, A. D. Perboni, *Beilstein J. Org. Chem.* **2011**, *7*, 1468–1474; c) S. G. Modha, A. Kumar, D. D. Vachhani, S. K. Sharma, V. S. Parmar, E. V. Van der Eycken, *Chem. Commun.* **2012**, *48*, 10916–10918; d) B. Pan, X. Lu, C. Wang, Y. Hu, F. Wu, B. Wan, *Org. Lett.* **2014**, *16*, 2244–2247; e) Y. Li, Z. Lin, *Organometallics* **2015**, *34*, 3538–3545; f) N. Hamada, Y. Yoshida, S. Oishi, H. Ohno, *Org. Lett.* **2017**, *19*, 3875–3878.
- [12] a) R. Sanz, D. Miguel, F. Rodríguez, *Angew. Chem. Int. Ed.* **2008**, *47*, 7354–7357; *Angew. Chem.* **2008**, *120*, 7464–7467; b) R. Sanz, D. Miguel, M. Mohain, P. García-García, M. A. Fernández-Rodríguez, A. González-Pérez, O. Nieto-Faza, A. R. de Lera, F. Rodríguez, *Chem. Eur. J.* **2010**, *16*, 9818–9828; c) F. Martínez-Lara, A. Suárez, S. Suárez-Pantiga, M. J. Tapia, R. Sanz, *Org. Chem. Front.* **2020**, *7*, 1869–1877; d) F. Martínez-Lara, A. Suárez, N. Velasco, S. Suárez-Pantiga, R. Sanz, *Adv. Synth. Catal.* **2022**, *364*, 132–138. For reviews, see: e) V. Pirovano, *Eur. J. Org. Chem.* **2018**, 1925–1945; f) P. Milcendeau, N. Sabat, A. Ferry, X. Guinchard, *Org. Biomol. Chem.* **2020**, *18*, 6006–6017.
- [13] A. Suárez, S. Suárez-Pantiga, O. Nieto-Faza, R. Sanz, *Org. Lett.* **2017**, *19*, 5074–5077.
- [14] For recent reviews, see: a) R. Luisi, V. Capriati, *Lithium Compounds in Organic Synthesis: From Fundamentals to Applications*, Wiley-VCH, Weinheim, **2014**; b) S. M.

- Wales, R. K. Saunthwal, J. Clayden, *Acc. Chem. Res.* **2022**, *55*, 1731–1747. For selected recent works, see: c) G. Parisi, M. Colella, S. Monticelli, G. Romanazzi, W. Holzer, T. Langer, L. Degennaro, V. Pace, R. Luisi, *J. Am. Chem. Soc.* **2017**, *139*, 13648–13651; d) S. Touqeer, R. Senatore, M. Malik, E. Urban, V. Pace, *Adv. Synth. Catal.* **2020**, *362*, 5056–5061; e) P. Musci, M. Colella, A. Sivo, G. Romanazzi, R. Luisi, L. Degennaro, *Org. Lett.* **2020**, *22*, 3623–3627; f) R. Senatore, M. Malik, T. Langer, W. Holzer, V. Pace, *Angew. Chem. Int. Ed.* **2021**, *60*, 24854–24858.
- [15] a) J. Barluenga, R. Sanz, A. Granados, F. J. Fañanás, *J. Am. Chem. Soc.* **1998**, *120*, 4865–4866; b) F. J. Fañanás, A. Granados, R. Sanz, J. M. Ignacio, J. Barluenga, *Chem. Eur. J.* **2001**, *7*, 2896–2907; c) R. Sanz, J. M. Ignacio, M. A. Rodríguez, F. J. Fañanás, J. Barluenga, *Chem. Eur. J.* **2007**, *13*, 4998–5008.
- [16] J. Barluenga, F. J. Fañanás, R. Sanz, J. M. Ignacio, *Eur. J. Org. Chem.* **2003**, 771–783.
- [17] Disappointingly, when *N*-benzyl-*N,N*-bis-(2-bromoallyl)amine (**1e**) was employed as starting amine for accessing a ketopyrrole derivative **3**, very low yields were obtained (~10%), thus preventing its further synthetic use. On the other hand, the carbolithiation of *N,N*-bis-(2-bromoallyl) *p*-toluenesulfonamide (**1f**) was unsuccessful, as the dianion generated from the double bromine–lithium exchange proved to be unstable and evolved through β -elimination leading to *N*-allyl *p*-toluenesulfonamide (see Supporting Information for details).
- [18] **10a/11a** were obtained as a ca. 3:1 mixture of regioisomers, whereas **10b/11b** were obtained as a ca. 7:1 mixture of regioisomers and **11b** was not isolated.
- [19] Using our strategy, it is not possible to prepare indoles without C3-substituent because 2-bromoallyl or 2-bromocinnamyl groups are required in the starting amines for the success of the carbolithiation reaction that affords the pyrrole scaffold.